Better Electric, Better Life

SASSIN INTERNATIONAL ELECTRIC SHANGHAI CO.,LTD.
No.2588 JINHAI ROAD, PUDONG, SHANGHAI, CHINA 201209
TEL: +86-21-50210890　50219970
FAX: +86-21-50217333
E-mail: sassin@sassin.com
Http: //www.sassin.com

Specifications and technical date are subject to change without notice. Please contact us for any relevant information on ordering.

SASSIN V 27.4 PRODUCT CATALOG

SASSIN

Switches and Relay





Company Profile

As one of the leading enterprises in the low voltage electrics field in China, Sassin International Electric Shanghai Co., Ltd is committed to offering professional solutions of low voltage electric and smart electricity for different fields customers from the countries and regions around the world, to satisfy worldwide customers' requirements on utilizing energy more safely and conveniently, help customers to constantly improve efficiency of production and energy, and reducing their impact on the environment.

Sassin focuses on the global market, driving the company development with technical R&D. Sassin is committed to researching and developing different low electric products to satisfy the different requirements from customers all over the world. With the trend of intelligent electricity, Sassin has developed the smart electric devices and Smart Power Management System - SPMS to protect the safety of life and property, make the electricity management easily and remotely in any time at any place, and improve the power efficiency. In order to achieve the quick R&D, Sassin has set up the Test Center including a 10kA Short Circuit Breaking Laboratory, the Test Center has been certified by the CNAS (China National Accreditation Service for Conformity Assessment).

Quality is company's life. Sassin is always sparing no effort to promote the construction of quality management system and improve it. For this purpose, Sassin implemented the Total Quality Management System, and oriented by market and customers, to drive the employees and suppliers focusing on the continuous improvement of product quality. Sassin has been certified by the ISO9001 Quality Management System and ISO14001 Environment Management System.

Corporate Culture - Value System

Vision

Better Electric, Better Life.

Mission

Make electric safe, simple and efficient.

Value

Confidence, Faith, Credit.

Catalog classification

V 27.1 Super Series

- **Power Distribution Electrics:** Air Circuit Breakers / Moulded Case Circuit Breakers / Automatic Transfer Switches
- **Modular DIN Rail Devices:** MCB / Residual Current Devices / Surge Protective Devices / Switching Devices / Distribution Boxes
- **Industrial Control And Protection:** Contactors / Starters / Thermal Overload Relays / Motor Protection Circuit Breakers



V 27.2 Pro Series

- **Power Distribution Electrics:** Air Circuit Breakers / Moulded Case Circuit Breakers / Automatic Transfer Switches
- **Modular DIN Rail Devices:** MCB / Residual Current Devices / Surge Protective Devices / Switching Devices / Distribution Boxes
- **Industrial Control And Protection:** Contactors / Starters / Thermal Overload Relays / Motor Protection Circuit Breakers



V 27.3 Echo Series

- **Power Distribution Electrics:** Air Circuit Breakers / Moulded Case Circuit Breakers / Automatic Transfer Switches
- **Modular DIN Rail Devices:** MCB / Residual Current Devices / Surge Protective Devices / Switching Devices / Distribution Boxes
- **Industrial Control And Protection:** Contactors / Starters / Thermal Overload Relays / Motor Protection Circuit Breakers



V 27.4 Switches and Relays

- Load Break Switches
- Fuse Combination Switches
- Fuse Disconnector Switches
- Low Voltage Fuses
- Rotary Change-over Cam Switches
- Pushbutton Switches
- Switches
- Relays



V 27.5 Power Sources

- Automatic Voltage Stabilizers
- Voltage Regulators
- Compensated Voltage Stabilizers
- Pure Sine Wave Inverters
- Back Up UPS
- Switching Power Supplies
- Control Transformers



V 27.6 Meters & Electrical Accessories

- Electronic Kilowatt Hour Meters
- Power Capacitors
- Analogue Panel Meters
- Digital Panel Meters
- Current Transformers
- Metal Boxes
- Terminal Blocks
- PC Plug Socket Couplings
- Electric Bell & Buzzers



Catalog USB Memory Stick

All products in these catalogs listed above are available in USB memory stick.



Catalog PDF

www.sassin.com

All catalogs can be downloaded as PDF files from SASSIN website.











Switches and Relays

Load Break Switches
P 1-2 3SGL load break switches

Fuse Combination Switches
P 3-4 3SGLR fuse combination switches

Fuse Disconnector Switches
P 5-6 3SHR17 fuse disconnector switches

Low Voltage Fuses
P 7-9 RT16 low voltage fuses

Rotary Change-over Cam Switches
P 10-12 3SLW28 series rotary change-over cam switches
P 13-16 3SD11 series rotary change-over cam switches

Pushbutton Switches
P 17-20 3SA8 series pushbuttons
P 21-22 3SA5 series pushbuttons
P 23-48 3SA6 series pushbuttons
P 49-53 AD22 series indicators
P 54-55 3SA10 series control stations
P 56-57 3SP series control stations
P 58 Enclosures

Switches
P 59 LXW5 series micro switches
P 60 AZ series micro switches
P 61 3SX5-M series limit switches
P 62 3SX5-ME series limit switches
P 63 3SX5-WL series limit switches
P 64 Toggle switches
P 65 Pedal switches
P 66 3SY series float switches

Relays
P 67-73 3SRV1 series
P 74-77 3SRV5 series
P 78-79 3SRA1 series motor protectors
P 80-82 Multi range time relays
P 83-86 Power relays
P 87-89 Relay sockets

P 90-103 **Index Order Code**

Contents

Applications and functions

- Making, breaking and disconnecting under load conditions
- Providing safety isolation for any low voltage circuit

Instruction of type code

GL 125 A I F 3

- Poles: 3: 3P; 4: 4P
- Operation type
  F: Front operation
- Handle type
  I: Internal handle
  E: External handle
- Operating voltage type
  A: AC voltage
- Conventional thermal current
  125
  160
  250
  400
  630
- Series code



Technical specifications

Type	3SGL-125	3SGL-160	3SGL-250	3SGL-400	3SGL-630
Standard	IEC60947-3				
Conventional thermal current Ith (A)	125	160	250	400	630
Rated voltage (V)	400				
Rated insulation voltage (V)	800				
Number of poles	3, 4	3, 4	3, 4	3, 4	3, 4
Rated frequency (Hz)	50/60	50/60	50/60	50/60	50/60
400 V, AC 22 B	125	160	250	400	630
690 V, AC 21 B	125	160	250	315	500
400 V, DC 22	125	160	250	400	630
690 V, DC 21	125	160	200	315	500
Rated short-time with stand current Icw (kA) for 1 S	10	10	12	20	25
Rated making capability in AC 230 400 V (A)	1250	1250	2000	4000	4000
Rated breaking capability Icn in AC 230 400 V (A)	1000	1000	1600	2500	3200
Mechanical life (times)	10000	10000	8000	5500	5500
Degree of protection (operator side)	IP20				
Operation torque (Nm)	6.5	6.5	10	14.5	14.5
Ambient temperature	-5 to +40 °C, max. 95% humidity				
Storage temperature	-40 to +75 °C				
Altitude (Max)	2000				

Selection and ordering data



	Number of poles	Rated current In (A)	Type Code	Order Code
Handle in cabinet	3	125	GL125AIF3	**31428**
		160	GL160AIF3	**10919**
		250	GL250AIF3	**10920**
		400	GL400AIF3	**10921**
		630	GL630AIF3	**10922**
	4	125	GL125AIF4	**31429**
		160	GL160AIF4	**10928**
		250	GL250AIF4	**10929**
		400	GL400AIF4	**10930**
		630	GL630AIF4	**10931**
Handle outside cabinet	3	125	GL125AEF3	**31430**
		160	GL160AEF3	**10937**
		250	GL250AEF3	**10938**
		400	GL400AEF3	**10939**
		630	GL630AEF3	**10940**
	4	125	GL125AEF4	**31431**
		160	GL160AEF4	**10946**
		250	GL250AEF4	**10947**
		400	GL400AEF4	**10948**
		630	GL630AEF4	**10949**

Outline and installation dimensions

unit in mm

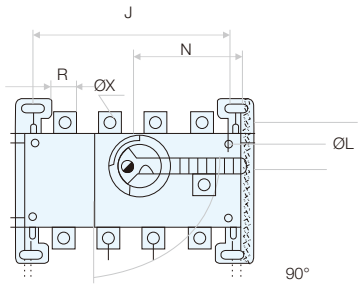

Installing underpan for panel mounting

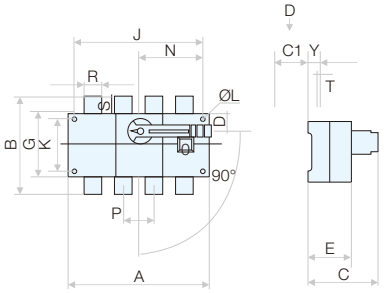

3SGL-125~630

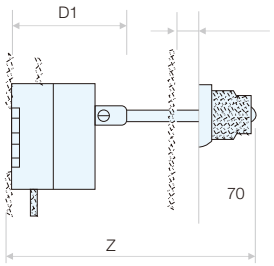

125A~630
Handle outside cabinet

Current	Poles	A	B	C	D	E	φL	J	D	N	P	R	U	ØX	Y	Z
125~160 A	3P	140	135	125	27	73	5.5	120	65	85	36	20	85	9	25	226
	4P	170	135	125	27	73	5.5	150	65	85	36	20	85	9	25	226
250 A	3P	180	170	138	35	86	5.5	160	90	115	50	25	110	11	25	236
	4P	230	170	138	35	86	5.5	210	90	115	50	25	110	11	25	236
400 A	3P	230	240	169	50	113	7	210	140	145	65	32	160	11	37	276
	4P	230	260	169	50	113	7	210	140	145	65	40	160	11	37	276
630 A	3P	290	240	169	50	113	7	270	140	145	65	32	160	11	37	276
	4P	290	260	169	50	113	7	270	140	145	65	32	160	13	37	276

Applications and functions

- Breaking or switching off on load
- Safety isolation and protection against over current for any low voltage electrical circuit
- Providing a guarantee of reliable breaking and protection from power distribution to motor protection



Instruction of type code

GLR 160 A I F 3

- 3: Poles: 3P; 4: 4P
- F: Front operation — Operation type
- I: Internal handle; E: External handle — Handle type
- A: AC voltage — Operating voltage type poles
- 160; 250; 400; 630 — Conventional thermal current
- Series code

Technical specifications

Type	3SGLR-160	3SGLR-250	3SGLR-400	3SGLR-630
Standard	IEC60947-3			
Conventional thermal current Ith (A)	160	250	400	630
Rated voltage (V)	400			
Rated insulation voltage (V)	690		800	
Number of poles	3, 4	3, 4	3, 4	3, 4
Rated frequency (Hz)	50/60	50/60	50/60	50/60
Associated fuse (Size)	00	1	12	13
Associated current (A)				
400 V, AC 21B (A)	160	250	400	630
400 V, AC 22B (A)	160	250	400	630
690 V, AC 22B (A)	100	250	315	425
690 V, AC 22B (A)	100	250	315	425
230 V, DC 21 (A)	160	250	400	630
230 V, DC 22 (A)	160	250	400	630
440 V, DC 21 (A)	100	250	315	425
440 V, DC 22 (A)	100	250	315	425
Rated breaking capability Icn in AC 230 410 V (kA)	10	10	20	35
Mechanical life (times)	10000	8000	5500	5500
Degree of protection (operator side)				
Operation torque (N.m)	6.5	10	14.5	14.5
Ambient temperature	-5 to +40 °C , max. 95% humidity			
Storage temperature	-40 to +75 °C			
Altitude (Max)	2000			

Fuse Combination Switches
Series 3SGLR

Selection and ordering data



	Number of poles	Rated current In (A)	LV HRC Fuse links (size)	Type code	Order code
Handle in cabinet	3	160	00	GLR160AIF3	**11010**
		250	1	GLR250AIF3	**11011**
		400	2	GLR400AIF3	**11012**
		630	3	GLR630AIF3	**11013**
	4	160	00	GLR160AIF4	**11014**
		250	1	GLR250AIF4	**11015**
		400	2	GLR400AIF4	**11016**
		630	3	GLR630AIF4	**11017**
Handle outside cabinet	3	160	00	GLR160AEF3	**11021**
		250	1	GLR250AEF3	**11022**
		400	2	GLR400AEF3	**11023**
		630	3	GLR630AEF3	**11024**
	4	160	00	GLR160AEF4	**11025**
		250	1	GLR250AEF4	**11026**
		400	2	GLR400AEF4	**11027**
		630	3	GLR630AEF4	**11028**

Outline and installation dimensions

Handle in cabinet — unit in mm

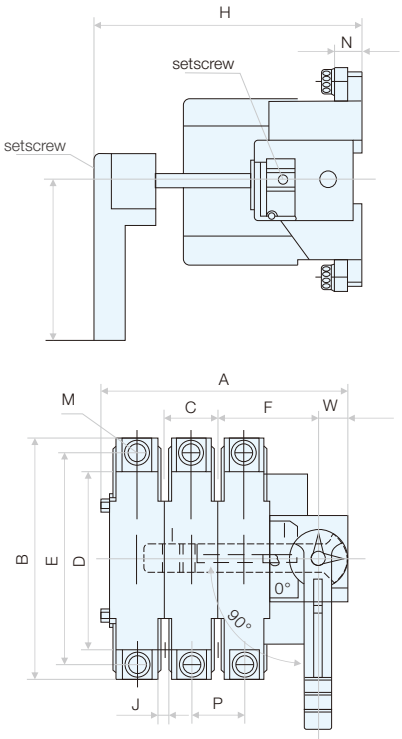

Handle outside cabinet — unit in mm

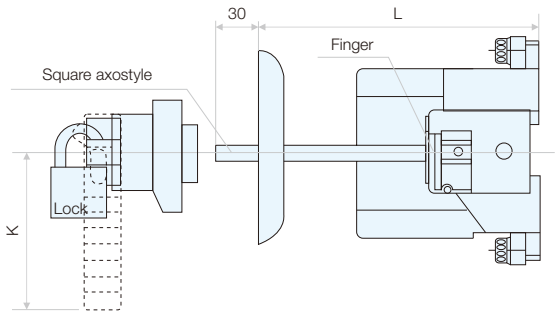

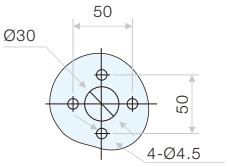

100-400 A demension on the panel

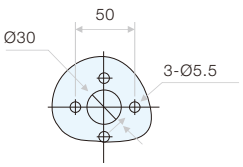

630 A dimension on the panel

Specification	A	B	C	D	E	F	H	I	J	L	M	N	W	P	K
3SGLR-160/3	165	162	36	120	142	67.5	190	5.5	115	205~325	8	19	21	36	126
3SGLR-160/4	202	162	36	120	142	67.5	190	5.5	115	205~325	8	19	21	36	126
3SGLR-250/3	240	195	60	160	166	91.5	210	5.5	145	205~325	10	19	21	60	126
3SGLR-250/4	300	195	60	160	166	91.5	210	5.5	145	205~325	10	19	21	60	126
3SGLR-400/3	280	205	66	170	176	122	210	5.5	145	205~325	10	25	21	66	126
3SGLR-400/4	346	205	66	170	176	122	210	5.5	145	205~325	10	25	21	66	126
3SGLR-630/3	346	300	250	250	268	39	350	Ø9	190	330~440	12	72	37	80	190
3SGLR-630/4	426	300	250	250	268	39	350	Ø9	190	330~440	12	72	37	80	190

Applications and functions

- Short circuit protection in the distribution and motor circuit
- To be power switch, isolating switch, emergency switch
- Used in the distribution circuit and motor circuit



Instruction of type code

HR17 160 3 0

- Micro-witch
  0: Without micro-switch
- Poles: 3: 3P; 4: 4P
- Conventional thermal current
  160
  250
  400
  630
- Series code

Technical specifications

Type	3SHR17-160	3SHR17-250	3SHR17-400	3SHR17-630
Standard	IEC60947-3			
Conventional thermal current Ith (A)	160	250	400	630
Rated insulation voltage (V)	800	800	800	800
Rated current (A)	160	250	400	630
Associated fuse (SIZE)	0	1	2	3
Number of poles	3,4	3,4	3,4	3,4
Rated frequency (HZ)	50/60	50/60	50/60	50/60
Rated operational voltage Ue (V AC)	690	690	690	690
Rated insulation voltage Ui (V AC)	800	800	800	800
Rated conditional short-circuit current with fuses (size/A)	00/160	1/250	2/400	3/630
Rated breaking capacity at 500/690 V AC (KA)	50	50	50	50
Utilization category	AC-21B (690 V) AC-22B (500 V) AC-23B (400 V)	AC-21B (690 V) AC-22B (500 V) AC-23B (400 V)	AC-21B (690 V) AC-22B (500 V) AC-23B (400 V)	AC-21B (690 V) AC-22B (500 V) AC-23B (400 V)
Rated making capacity (A)	725 V 240 A 525 V 480 A 420 V 1600 A	725 V 375 A 525 V 750 A 420 V 2500 A	725 V 600 A 525 V 1200 A 420 V 4000 A	725 V 945 A 525 V 1890 A 420 V 6300 A
Rated breaking capacity	725 V 240 A 525 V 480 A 420 V 1280 A	725 V 375 A 525 V 750 A 420 V 2000 A	725 V 600 A 525 V 1200 A 420 V 3200 A	725 V 945 A 525 V 1890 A 420 V 6300 A
Power consumption of fuse (W)	12	24	34	48
Permissible ambient temperature	-5 ... +45 for operation, -45 ... +60 during storage			
Mechanical endurance ,operating cycles	1000	800	800	800
Degree of protection (operator side)	IP20			

Fuse Disconnector Switches
Series 3SHR17

Selection and ordering data



Number of poles	Rated current In (A)	LV HRC fuse links (Size)	Type code	Order code
3P	160	00	HR1716030	**11037**
	250	1	HR1725030	**11038**
	400	2	HR1740030	**11039**
	630	3	HR1763030	**11040**
4P	160	00	HR1716040	**11043**
	250	1	HR1725040	**11044**
	400	2	HR1740040	**11045**
	630	3	HR1763040	**11046**

4

Mounting dimensions

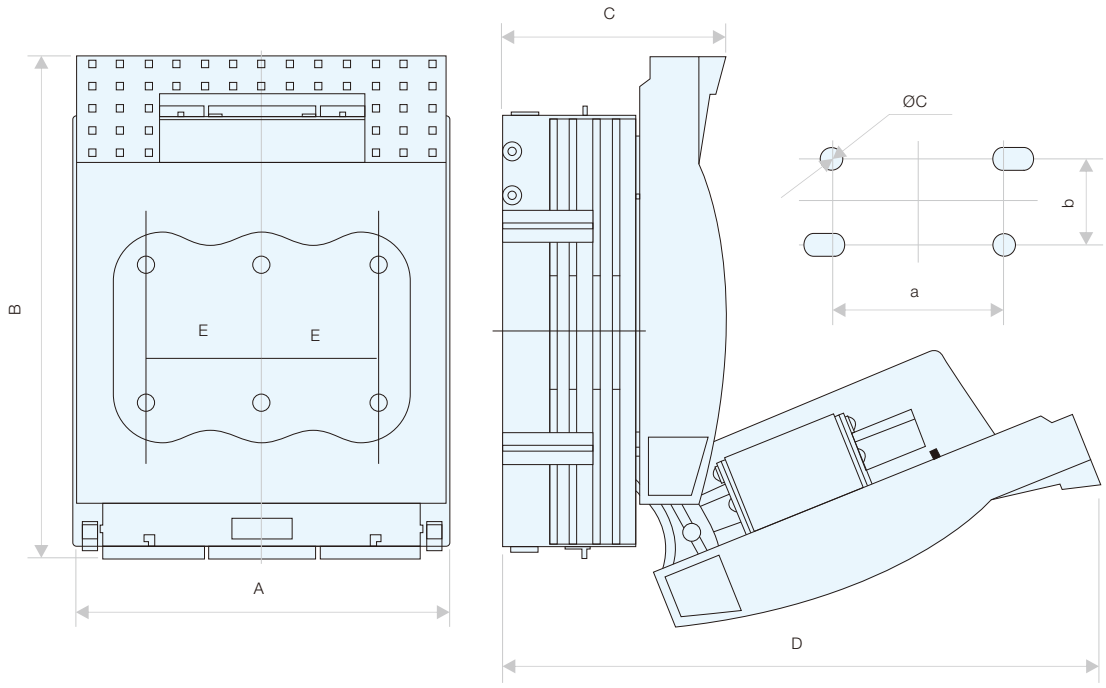

Type		Overall size (mm)					Mounting dementions (mm)		
		A	B	C	D	E	a	b	c
3SHR17-160	3P	106	200	83	205	33	66	25	Ø 7
	4P	138	200	83	205	33	100	25	Ø 7
3SHR17-250	3P	185	247	110	295	57	114	50	Ø 11
	4P	242	247	110	295	57	172	50	Ø 11
3SHR17-400	3P	210	290	125	340	65	130	50	Ø 11
	4P	276	290	125	340	65	195	50	Ø 11
3SHR17-630	3P	256	300	145	360	81	162	50	Ø 11
	4P	340	300	145	360	81	243	50	Ø 11

Applications and functions

- Connecting and disconnecting circuits under load
- Protection against overloads and short circuits Used for installation systems in non-residential, commercial and industrial buildings as well as in systems of power supply companies.



Instruction of type code

10 Rt16 G 00C

- 10 — Rated current
  - 10, 16, 20, 25, 32, 40, 50, 63, 80, 100 (Size 00C)
  - 10, 16, 20, 25, 32, 40, 50, 63, 80, 100, 125, 160 (Size 00)
  - 10, 16, 20, 25, 32, 40, 50, 63, 80, 100, 125, 160 (Size 0)
  - 63, 80, 100, 125, 160, 200, 225, 250 (Size 1)
  - 125, 160, 200, 225, 250, 300, 315, 355, 400 (Size 2)
  - 160, 200, 225, 250, 300, 315, 355, 400, 500, 630 (Size 3)
  - 800, 1000 (Size 4)
- Rt16 — Series code
- G — Protection type
  - G: Circuit protection
- 00C — Blade size
  - 00C, 00, 0, 1, 2, 3, 4

Technical specifications

Size	00C	00	0	1	2	3	4
Standard	IEC60269						
Frame current Inm (A)	160	160	160	250	400	630	1000
Rated curren t(A)	10, 16, 20, 25 32, 40, 50, 63 80, 100	10, 16, 20, 25 32, 40, 50, 63 80, 100, 125	10, 16, 20, 25 32, 40, 50, 63 80, 100, 125, 160	63, 80, 100 125, 160, 200 225, 250	125, 160, 200 225, 250, 300 315, 355, 630	160, 200, 225, 250, 300, 315, 355, 400, 500, 630	800, 100
Rated voltage Un (V AC)	500/660						
Rated frequency (Hz)	50/60						
Rated breaking capacity (KA)	120	120	120	120	120	120	120
Ambient temperature	-5 to +40 °C, max. 95% humidity						
Storage temperature	-40 to +75 °C						

Selection and ordering data

LV HRC fuse bases	Size	Matched fuse	Maximum rated voltage (V)	Rated current In (A)	Type code	Order code
	RT16G00/00C	Blade Size 00/00C	500	60	RT16-00-B	**24679**
	RT16G0	Blade Size 0	500	160	RT16-0-B	**24680**
	RT16G1	Blade Size 1	500	250	RT16-1-B	**24681**
	RT16G2	Blade Size 2	500	400	RT16-2-B	**24682**
	RT16G3	Blade Size 3	500	630	RT16-3-B	**24683**
	RT16G4	Blade Size 4	500	1000	RT16-4-B	**24684**

Selection and ordering data

LV HRC fuse core	Fuse type	Matched fuse base	Maximum rated voltage (V)	Rated current In (A)	Type code	Order code
	Blade Size 00C	RT16-00-B	500/660	10	10RT16G00C	**24611**
				16	16RT16G00C	**24612**
				20	20RT16G00C	**24613**
				25	25RT16G00C	**24614**
				32	32RT16G00C	**24615**
				40	40RT16G00C	**24616**
				50	50RT16G00C	**24617**
				63	63RT16G00C	**24618**
				80	80RT16G00C	**24619**
				100	100RT16G00C	**24620**
	Blade Size 00	RT16-00-B	500/660	10	10RT16G00	**24623**
				16	16RT16G00	**24624**
				20	20RT16G00	**24625**
				25	25RT16G00	**24626**
				32	32RT16G00	**24627**
				40	40RT16G00	**24628**
				50	50RT16G00	**24629**
				63	63RT16G00	**24630**
				80	80RT16G00	**24631**
				100	100RT16G00	**24632**
				125	125RT16G00	**24633**
				160	160RT16G00	**24634**
	Blade Size 0	RT16-0-B	500/660	10	10RT16G0	**24635**
				16	16RT16G0	**24636**
				20	20RT16G0	**24637**
				25	25RT16G0	**24638**
				32	32RT16G0	**24639**
				40	40RT16G0	**24640**
				50	50RT16G0	**24641**
				63	63RT16G0	**24642**
				80	80RT16G0	**24643**
				100	100RT16G0	**24644**
				125	125RT16G0	**24645**
				160	160RT16G0	**24646**
	Blade Size 1	RT16-1-B	500/660	63	63RT16G1	**24647**
				80	80RT16G1	**24648**
				100	100RT16G1	**24649**
				125	125RT16G1	**24650**
				160	160RT16G1	**24651**
				200	200RT16G1	**24652**
				225	225RT16G1	**24653**
				250	250RT16G1	**24654**
	Blade Size 2	RT16-2-B	500/660	125	125RT15G2	**24655**
				160	160RT16G2	**24656**
				200	200RT16G2	**24657**
				225	225RT16G2	**24658**
				250	250RT16G2	**24659**
				300	300RT16G2	**24660**
				315	315RT16G2	**24661**
				355	355RT16G2	**24662**
				400	400RT16G2	**24663**
	Blade Size 3	RT16-3-B	500/660	160	160RT16G3	**24664**
				200	200RT16G3	**24665**
				225	225RT16G3	**24666**
				250	250RT16G3	**24667**
				300	300RT16G3	**24668**
				315	315RT16G3	**24669**
				355	355RT16G3	**24670**
				400	400RT16G3	**24671**
				500	500RT16G3	**24672**
				630	630RT16G3	**24673**
	Blade Size 4	RT16-4-B	500/660	800	800RT16G4	**24675**
				1000	1000RT16G4	**24676**

Outline and installation dimensions

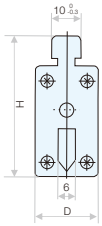

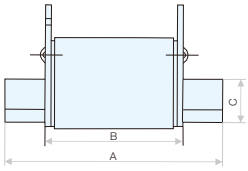

Fig 1

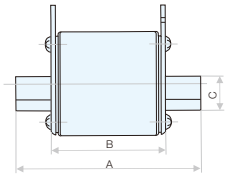

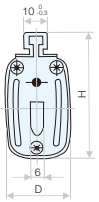

Fig 2

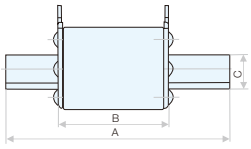

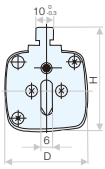

Fig3

Carrier Fuse

	Overall dimension (mm)					
SASSIN	Drawing	A	B	C	D	H
RT16-00C	Fig 1	78	49	15	21	52.5
RT16-00	Fig 2	78	49	15	29	56
RT16-0	Fig 2	125	68	15	29	56
RT16-1	Fig 3	135	68	20	48	60
RT16-2	Fig 3	150	68	26	60	70
RT16-3	Fig 3	150	68	32	67	82
RT16-4	Fig 3	200	68	50	90	120

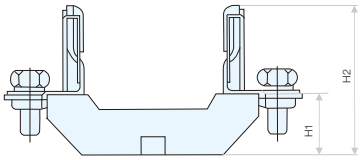

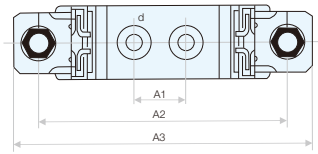

Fig 1

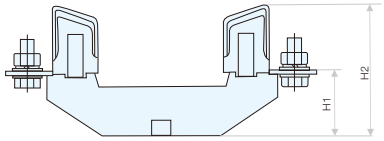

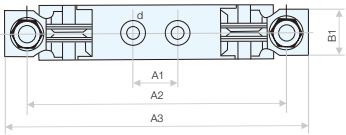

Fig 2

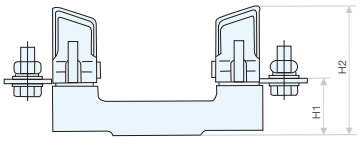

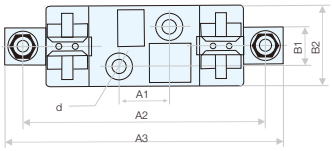

Fig3

Base

Products	Overall dimension (mm)								
model	Drawing	A1	A2	A3	B1	B2	H1	H2	Ø d
RT16-00-B	Fig 1	25	100	120	-	-	25	60	7.5
RT16-0-B	Fig 2	25	100	120	30	-	25	60	7.5
RT16-1-B	Fig 3	25	175	200	30	58	38	84	10.5
RT16-2-B	Fig 3	25	200	225	30	60	38	84	10.5
RT16-3-B	Fig 3	25	210	250	30	60	40	105	10.5
RT16-4-B	Fig 3	25	264	300	30	88	40	137	9

Rotary Change-over Cam Switches
Series 3SLW28

Applications and functions

- Suitable for many different switching and control functions, such as ON/OFF, Hand/Auto and changeover
- Suitable for maintenance and emergency-stop switches
- Being available in their own enclosures or for mounting in control cabinets



Instruction of type code

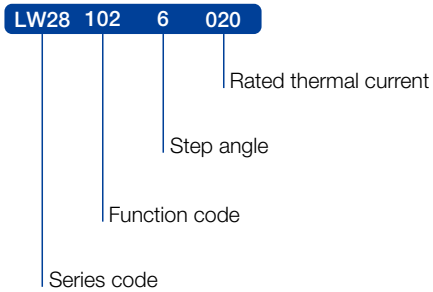

Technical specifications

Types	3SLW28-20	3SLW28-25	3SLW28-32	3SLW28-63	3SLW28-125	3SLW28-160
Standard	IEC 60947-3					
Rated uninterrupted current Iu (A)	20	25	32	63	125	160
Rated thermal current Ith (A)	20	25	32	63	125	160
Rated operational voltage Ue (V)	240/440					
Rated insulation voltage Ui (V)	660					
Rated impulse withstand voltage Uimp (kV)	4	4	4	6	6	6
Rated frequency (Hz)	50/60					
Number of poles	1,2,3,4					
Rated operational current in category AC-21A 280/440 V (A)	20	25	32	63	125	160
in category AC-23A 380/440 V (A)	15	22	30	57	100	115
Rated operational power						
in category AC-3 380/440 V (kw)	5.5	7.5	11	18.5	22	33
in category AC-4 380/440 V (kw)	1.5	3	5.5	7.5	12	15
in category AC-23A 380/441 V (kw)	7.5	11	15	30	45	57
Handle type	black thumb grip and light grey front plate, padlockable handle					
Degree of protection	IP20					
Ambient air temperature (°C)	-5 to +40,max. 95 % humidity					
Storage temperature (°C)	-40 ~ +75					
Maximum operating altitude (meters)	2000					

Selection and ordering data

Control switches, door mounting,with black thumb grip and light grey front plate

	Function	Number of poles	Rated uninterrupted current (A)	Type code	Order code
	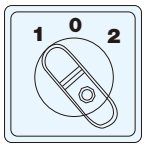	1	20	LW28 102 61020	**32982**
			25	LW28 102 61025	**32983**
			32	LW28 102 61032	**32984**
			63	LW28 102 61063	**32985**
			125	LW28 102 61125	**32986**
			160	LW28 102 61160	**32987**
		2	20	LW28 102 62020	**32988**
			25	LW28 102 62025	**32989**
			32	LW28 102 62032	**32990**
			63	LW28 102 62063	**32991**
			125	LW28 102 62125	**32992**
			160	LW28 102 62160	**32993**
		3	20	LW28 102 63020	**32994**
			25	LW28 102 63025	**32995**
			32	LW28 102 63032	**32996**
			63	LW28 102 63063	**32997**
			125	LW28 102 63125	**32998**
			160	LW28 102 63160	**32999**
		4	20	LW28 102 64020	**33000**
			25	LW28 102 64025	**33001**
			32	LW28 102 64032	**33002**
			63	LW28 102 64063	**33003**
			125	LW28 102 64125	**33004**
			160	LW28 102 64160	**33005**
	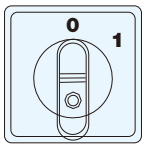	1	20	LW28 12 61020	**33006**
			25	LW28 12 61025	**33007**
			32	LW28 12 61032	**33008**
			63	LW28 12 61063	**33009**
			125	LW28 12 61125	**33010**
			160	LW28 12 61160	**33011**
		2	20	LW28 12 62020	**33012**
			25	LW28 12 62025	**33013**
			32	LW28 12 62032	**33014**
			63	LW28 12 62063	**33015**
			125	LW28 12 62125	**33016**
			160	LW28 12 62160	**33017**
		3	20	LW28 12 63020	**33018**
			25	LW28 12 63025	**33019**
			32	LW28 12 63032	**33020**
			63	LW28 12 63063	**33021**
			125	LW28 12 63125	**33022**
			160	LW28 12 63160	**33023**
		4	20	LW28 12 64020	**33024**
			25	LW28 12 64025	**33025**
			32	LW28 12 64032	**33026**
			63	LW28 12 64063	**33027**
			125	LW28 12 64125	**33028**
			160	LW28 12 64160	**33029**
Voltmeter switches, door mounting,with black thumb grip and light grey front plate					
	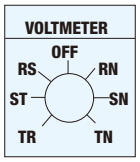 7	3	20	LW28V	**33030**
Ammeter switches, door mounting,with black thumb grip and light grey front plate					
	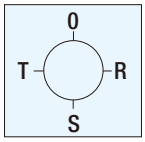 4	3	20	LW28A	**33031**

Rotary Change-over Cam Switches
Series 3SLW28

Selection and ordering data

Control switches, door mounting,with padlockable handle

	Function	Number of poles	Rated uninterrupted current (A)	Type code	Order code
	ON/OFF	1	20	LW28GS120	**33056**
			25	LW28GS125	**33057**
			32	LW28GS132	**33058**
			63	LW28GS163	**33059**
			125	LW28GS1125	**33060**
			160	LW28GS1160	**33061**
		2	20	LW28GS220	**33062**
			25	LW28GS225	**33063**
			32	LW28GS232	**33064**
			63	LW28GS263	**33065**
			125	LW28GS2125	**33066**
			160	LW28GS2160	**33067**
		3	20	LW28GS320	**33068**
			25	LW28GS325	**33069**
			32	LW28GS332	**33070**
			63	LW28GS363	**33071**
			125	LW28GS3125	**33072**
			160	LW28GS3160	**33073**
		4	20	LW28GS420	**33074**
			25	LW28GS425	**33075**
			32	LW28GS432	**33076**
			63	LW28GS463	**33077**
			125	LW28GS4125	**33078**
			160	LW28GS4160	**33079**

Outline and installation dimensions

7.2 Mounting Dimension

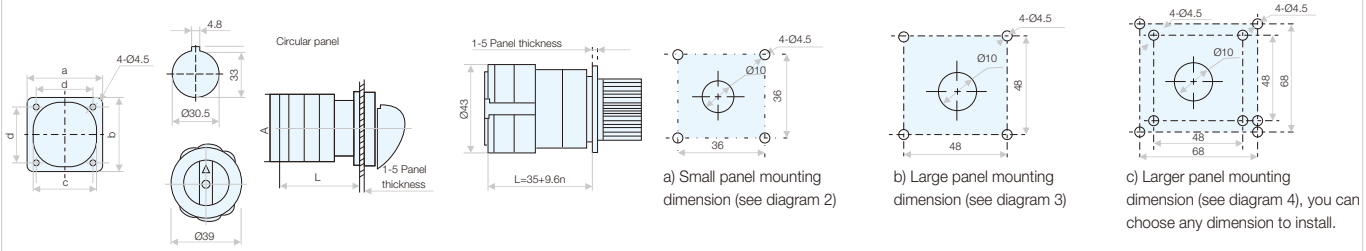

a) Small panel mounting dimension (see diagram 2)

b) Large panel mounting dimension (see diagram 3)

c) Larger panel mounting dimension (see diagram 4), you can choose any dimension to install.

Type	Panel Configuration	Dimension (mm)				Mounting Dimension			
		A	B	C	L	a	b	d1	d2
3SLW28-20	M1 Square	48	48	43	22+9.6n	36	36	Ø8.5	Ø4.5
	M2 Square	64	64	43	25+9.6n	48	48	Ø10	Ø4.5
3SLW28-25	M1 Square	48	48	45.2	23+12.8n	36	36	Ø8.5	Ø4.5
	M2 Square	64	64	45.2	26.5+12.8n	48	48	Ø10	Ø4.5
3SLW28-32	M2 Square	64	64	58	29.2+12.8n	48	48	Ø10	Ø4.5
3SLW28-63	M2 Square	64	64	66	29.2+21.5n	48	48	Ø10	Ø4.5
	M3 Square	88	88	66	29.2+21.5n	68	68	Ø10	Ø4.5
3SLW28-125	M3 Square	88	88	84	35+26.5n	68	68	Ø13	Ø 6
3SLW28-160	M3 Square	88	88	88	35+32.5n	68	68	Ø13	Ø 6

Note: n – number of poles

Applications and functions

- Suitable for many different switching and control functions, such as ON/OFF, Hand/Auto and changeover
- Suitable for main, maintenance and Emergency-Stop switches
- Being available in their own enclosures or for mounting in control cabinets



Instruction of type code

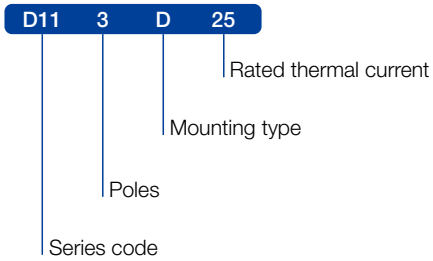

Technical specifications

Types	3SD11-25	3SD11-32	3SD11-40	3SD11-63	3SD11-80	3SD11-100
Standard	IEC 60947-3					
Rated uninterrupted current Iu (A)	25	32	40	63	80	100
Rated thermal current Ith (A)	25	32	40	63	80	100
Rated operational voltage Ue (V)	240/440					
Rated insulation voltage Ui (V)	660					
Rated impulse withstand voltage Uimp (kA)	4	4	4	6	6	6
Rated frequency (Hz)	50/60					
Number of poles	3,4, 3+N,3+N+E,6					
Rated operational current in category AC-21A 280/440V (A)	25	32	40	63	80	100
Rated operational power in category AC-3 380/440V (kw)	5.5	7.5	11	12.5	22	30
Rated operational power in category AC-3 220/240V (kw)	3	4	7.5	11	15	18.5
in category AC-23A 380/440V (kw)	7.5	11	15	22	30	73
Handle type	padlockable handle					
Degree of protection	IP65					
Ambient air temperature (°C)	-5 to +40,max. 95 % humidity					
Storage temperature (°C)	-40 ~ +75					
Maximum operating altitude (meters)	2000					

Rotary Change-over Cam Switches
Series 3SD11

Selection and ordering data

Door mounting, with padlockable handle



Function	Number of poles	Rated uninterrupted current (A)	Type code	Order code
ON/OFF	3	25	D11 3D25	**33080**
		32	D11 3D32	**33081**
		40	D11 3D40	**33082**
		63	D11 3D63	**33083**
		80	D11 3D80	**33084**
		100	D11 3D100	**33085**
	4	25	D11 4D25	**33086**
		32	D11 4D32	**33087**
		40	D11 4D40	**33088**
		63	D11 4D63	**33089**
		80	D11 4D80	**33090**
		100	D11 4D100	**33091**

Rear mounting, with padlockable handle





Function	Number of poles	Rated uninterrupted current (A)	Type code	Order code
ON/OFF	3	25	D11 3R25	**33092**
		32	D11 3R32	**33093**
		40	D11 3R40	**33094**
		63	D11 3R63	**33095**
		80	D11 3R80	**33096**
		100	D11 3R100	**33097**
	4	25	D11 4R25	**33098**
		32	D11 4R32	**33099**
		40	D11 4R40	**33100**
		63	D11 4R63	**33101**
		80	D11 4R80	**33102**
		100	D11 4R100	**33103**
	3+N	25	D11 3NR25	**33104**
		32	D11 3NR32	**33105**
		40	D11 3NR40	**33106**
		63	D11 3NR63	**33107**
		80	D11 3NR80	**33108**
		100	D11 3NR100	**33109**
	5	25	D11 5R25	**33110**
		32	D11 5R32	**33111**
		40	D11 5R40	**33112**
		63	D11 5R63	**33113**
		80	D11 5R80	**33114**
		100	D11 5R100	**33115**

Selection and ordering data

Insulated, enclosed isolators with padlockable handle, IP65



Function	Number of poles	Rated uninterrupted current (A)	Type code	Order code
ON/OFF	3	16	D11 B316	**33116**
		20	D11 B320	**33117**
		25	D11 B325	**33118**
		32	D11 B332	**33119**
		40	D11 B340	**33120**
		63	D11 B363	**33121**
		80	D11 B380	**33122**
		100	D11 B3100	**33123**
	4	16	D11 B416	**33124**
		20	D11 B420	**33125**
		25	D11 B425	**33126**
		32	D11 B432	**33127**
		40	D11 B440	**33128**
		63	D11 B463	**33129**
		80	D11 B480	**33130**
		100	D11 B4100	**33131**

Outline and installation dimensions

Unit: mm

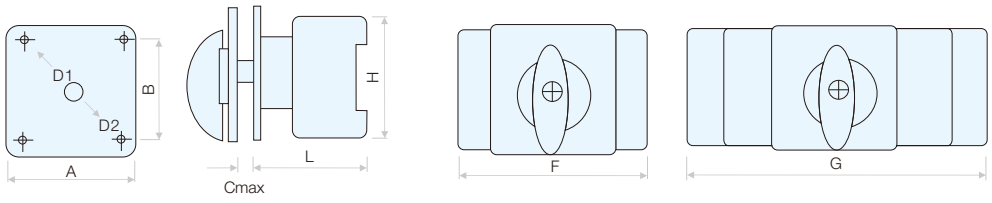

2 grounding or auxiliary contacts

2 cam operation auxiliary contacts

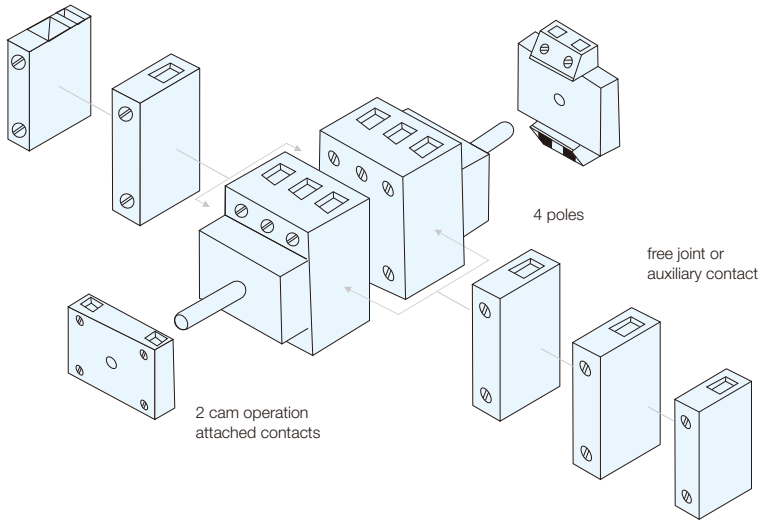

Type	Switch	Pole	B	D_1	F	H	L	X_1	Y
3SD11-25/3SD11-32	On-Off	3P	44	4	46	54	52	22	60
3SD11-40/3SD11-63	On-Off	3P	45	4	53	64	59	25	70
3SD11-80/3SD11-100	On-Off	3P	45	5.5	70	80	65	25	90

Outline and installation dimensions

Base mounting dimensions

Unit: mm

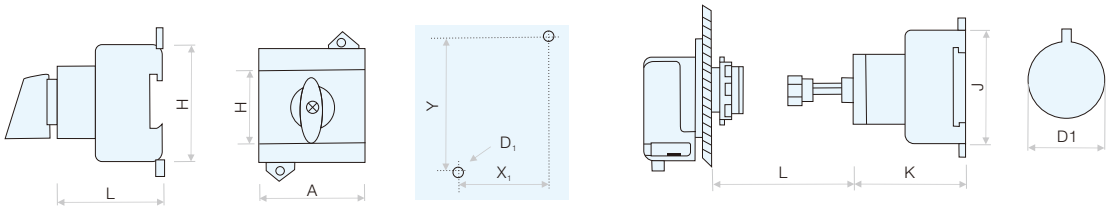

Type	Switch	Pole	A	B	Cam	D[1]	D[2]	F	G	H	Lmin	Lmax	X_1	X_2	Y
3SD11-25	On-Off	3P	64	48	4	4	22	42	-	54	106	176	22	-	60
3SD11-32	On-Off	4P	64	48	4	4	22	56	-	54	106	176	22	-	60
	On-Off	3P+N	64	48	4	4	22	56	-	54	106	176	22	-	60
	On-Off	3P+N+E	64	48	4	4	22	69	-	54	106	176	22	-	60
	On-Off	6P	64	48	4	4	22	-	84	54	103	183	32	22	60
3SD11-40	On-Off	3P	64	48	4	4	22	50	-	64	123	193	25	-	70
3SD11-63	On-Off	4P	64	48	4	4	22	66	-	64	123	193	25	-	70
	On-Off	3P+N	64	48	4	4	22	66	-	64	123	193	25	-	70
	On-Off	3P+N+E	64	48	4	4	22	82	-	64	123	193	25	-	70
	On-Off	6P	64	48	4	4	22	-	100	64	126	196	50	25	70
3SD11-80	On-Off	3P	64	48	4	5.5	22	70	-	80	126	198	25	-	90
3SD11-100	On-Off	4P	64	48	4	5.5	22	92	-	80	126	198	25	-	90
	On-Off	3P+N+E	64	48	4	5.5	22	104	-	80	126	198	25	-	90
	On-Off	6P	88	68	4	5.5	22	-	140	80	137	209	70	25	90

Type	Dimension (mm)			
	D1	K	Lmin	Lmax
3SD11-20	30.5	50	21	100
3SD11-32	30.5	50	21	100
3SD11-40	30.5	61	22	100
3SD11-63	30.5	61	22	100
3SD11-80	30.5	68	23	100
3SD11-100	30.5	68	23	100

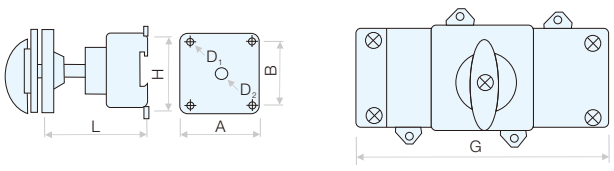

Padlock

Type	Dimension (mm)			
	D1	K	Lmin	Lmax
3SD11-20	22	50	32	118
3SD11-32	22	50	32	118
3SD11-40	22	61	32	118
3SD11-63	22	61	32	118
3SD11-80	22	68	32	118
3SD11-100	22	68	32	118

Base mounting dimensions

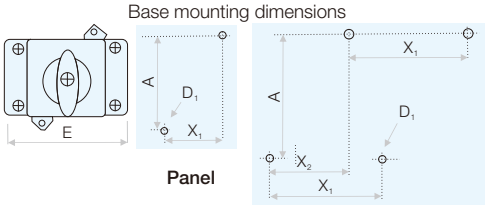

Panel

Type	Dimension (mm)			
	D1	K	Lmin	Lmax
3SD11-40	39	61	61.6	118
3SD11-63	39	61	61.6	118
3SD11-80	39	68	61.5	118
3SD11-100	39	68	61.5	118

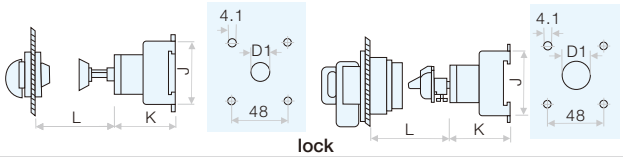

lock

Type	Outline dimension (mm)				Installation dimension (mm)	
	P	N	M	C	A1	A2
3SD11-20	125	100	85	35	60	115
3SD11-25	125	100	85	35	60	115
3SD11-32	175	114	100	35	60	165
3SD11-40	175	114	100	35	60	165
3SD11-63	240	160	120	45	142	193
3SD11-100	240	160	120	45	142	193

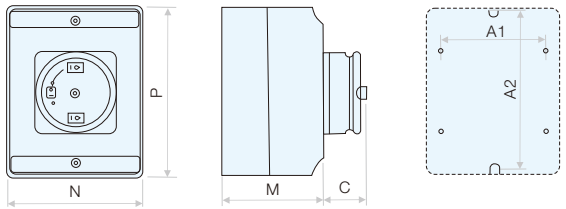

Technical specifications

Standard: IEC 60947-5-1
Rated insulation voltage Ui (V): 400
Conventional thermal current Ith (A): 10
Rated operational voltage Ue (V): 110, 230, 400
Rated operational current Ie (A):
- In AC-15: 2.5 for 400 V, 4.5 for 230 V
- In DC-13: 0.3 for 230 V, 0.6 for 110 V

Rated frequency (Hz): 50~60

Electrical life (10^5 times): 50 for flush-headed and mushroom-head type
10 for other types
Mechanical life (10^5 times): 10 for flush-headed and mushroom-head type
3 for button with light
1 for other types
Degree of protection: IP40
Pollution degree: 3
Overvoltage category: II
Ambient temperature (°C): -5 to +40, max. 95% humidity
Storage temperature (°C): -30 ~ +65
Maximum operating altitude (meters): 2000

Selection and ordering data

Spring return pushbuttons, without symbol

	Description	Color	Contact position		Type code	Order code	Overall dimensions
	pushbuttons with flush button						
		○ White	N/O		3SA8-BA11	**34894**	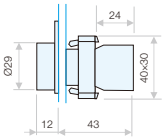
		● Black	N/O		3SA8-BA21	**34895**	
		● Green	N/O		3SA8-BA31	**34896**	
		● Yellow	N/O		3SA8-BA51	**34897**	
		● Blue	N/O		3SA8-BA61	**34898**	
		● Black		N/C	3SA8-BA22	**34899**	
		● Red		N/C	3SA8-BA42	**34900**	
	Pushbuttons with projecting button						
		● Black	N/O		3SA8-BL21	**24805**	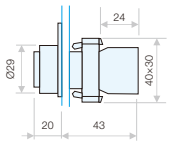
		● Green	N/O		3SA8-BL31	**24806**	
		● Yellow	N/O		3SA8-BL51	**24807**	
		● Blue	N/O		3SA8-BL61	**24808**	
		● Black		N/C	3SA8-BL22	**24809**	
		● Red		N/C	3SA8-BL42	**24810**	
	Pushbuttons with booted button						
		● Black	N/O		3SA8-BP21	**24811**	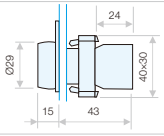
		● Green	N/O		3SA8-BP31	**24812**	
		● Yellow	N/O		3SA8-BP51	**24813**	
		● Blue	N/O		3SA8-BP61	**24814**	
		● Red		N/C	3SA8-BP42	**24815**	
	Mushroom buttons						
	Ø40mm	● Black	N/O		3SA8-BC21	**24816**	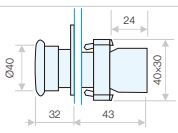
		● Green	N/O		3SA8-BC31	**24817**	
		● Yellow	N/O		3SA8-BC51	**24818**	
		● Blue	N/O		3SA8-BC61	**24819**	
		● Red		N/C	3SA8-BC42	**24820**	
	Ø60mm	● Black	N/O		3SA8-BR21	**24821**	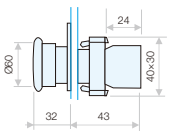
		● Red		N/C	3SA8-BR42	**24822**	

3SA8 Series, metal

Selection and ordering data

Spring return pushbuttons, with symbol



Description	Color	Contact position		Type code	Order code	Overall dimensions
Pushbuttons with flush button						
		N/O		3SA8-BA3311	24823	
		N/O		3SA8-BA3341	24824	
		N/O		3SA8-BA3351	24825	
			N/C	3SA8-BA4322	24826	
			N/C	3SA8-BA4342	24827	
Pushbuttons with projecting button						
			N/C	3SA8-BL4322	24828	
			N/C	3SA8-BL4342	24829	

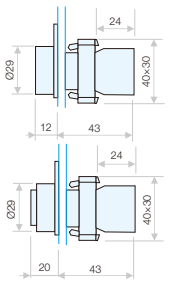

EMERGENCY STOP mushroom pushbuttons



Color	Diameter	Contact position		Type code	Order code	Overall dimensions
EMERGENCY STOP mushroom pushbuttons, pull to release						
red	Ø40		N/C	3SA8-BT42	24830	
	Ø60		N/C	3SA8-BX42	24831	
EMERGENCY STOP mushroom pushbuttons, rotate to release						
red	Ø30		N/C	3SA8-BS442	24832	
	Ø40		N/C	3SA8-BS542	24833	
	Ø60		N/C	3SA8-BS642	24834	
EMERGENCY STOP mushroom pushbuttons, turn key to release						
red	Ø40		N/C	3SA8-BS142	24836	
	Ø60		N/C	3SA8-BS242	24837	

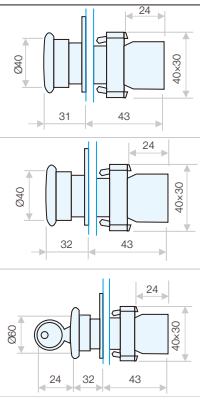

Selector switches







Description Locked keyout spring reset	Position	Contact position		Type code	Order code	Overall dimensions
Selector switches with standard handle						
2positions		N/O		3SA8-BD21	24838	
		N/O	N/C	3SA8-BD25	24839	
		N/O		3SA8-BD41	24840	
		N/O	N/C	3SA8-BD45	24841	
3 positions		2N/O		3SA8-BD33	24842	
		2N/O		3SA8-BD53	24843	
		2N/O		3SA8-BD73	24844	
Selector switches with long handle						
2positions		N/O		3SA8-BJ21	24846	
		N/O	N/C	3SA8-BJ25	24847	
		N/O		3SA8-BJ41	24848	
		N/O	N/C	3SA8-BJ45	24849	
3 positions		2N/O		3SA8-BJ33	24850	
		2N/O		3SA8-BJ53	24851	
		2N/O		3SA8-BJ73	24852	
Key-operated switches						
2positions		N/O		3SA8-BG21	24854	
		N/O	N/C	3SA8-BG25	24855	
		N/O		3SA8-BG41	24856	
		N/O	N/C	3SA8-BG45	24857	
Ronis n°455		N/O		3SA8-BG61	24858	
Key switch n°455		N/O	N/C	3SA8-BG65	24859	
3 positions		2N/O		3SA8-BG33	24860	
		2N/O		3SA8-BG53	24861	
		2N/O		3SA8-BG03	24862	
		2N/O		3SA8-BG73	24863	

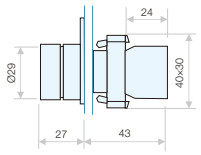

Selection and ordering data

Pilot light with BA9s lampholder



Rated Voltage	Circuit	Color		Type code	Order code	Overall dimensions
Direct bulb BA9S						
≤380V 50/60Hz		○	White	3SA8-BV61	**24864**	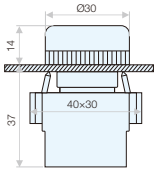
		●	Green	3SA8-BV63	**24865**	
		●	Red	3SA8-BV64	**24866**	
		●	Yellow	3SA8-BV65	**24867**	
		●	Blue	3SA8-BV66	**24868**	
Via integral resistor bulb BA9S						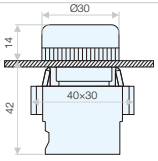
220/240V 50/60Hz	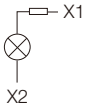	○	White	3SA8-BV71	**24869**	
		●	Green	3SA8-BV73	**24870**	
		●	Red	3SA8-BV74	**24871**	
		●	Yellow	3SA8-BV75	**24872**	
		●	Blue	3SA8-BV76	**24873**	
Via integral transformer 1.2VA BA 9s,6V bulb supplied						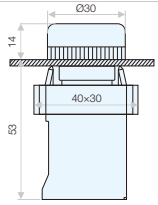
110V/127V 50/60Hz	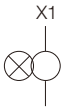	○	White	3SA8-BV31	**24874**	
		●	Green	3SA8-BV33	**24875**	
		●	Red	3SA8-BV34	**24876**	
		●	Yellow	3SA8-BV35	**24877**	
		●	Blue	3SA8-BV36	**24878**	
220V/240V 50/60Hz		○	White	3SA8-BV41	**24879**	
		●	Green	3SA8-BV43	**24880**	
		●	Red	3SA8-BV44	**24881**	
		●	Yellow	3SA8-BV45	**24882**	
		●	Blue	3SA8-BV46	**24883**	
380V/415V 50/60Hz		●	Green	3SA8-BV53	**24889**	
		●	Red	3SA8-BV54	**24890**	
		●	Yellow	3SA8-BV55	**24891**	
		●	Green	3SA8-BV933	**24892**	
		●	Red	3SA8-BV934	**24893**	
		●	Yellow	3SA8-BV935	**24894**	

LED bulbs are available, please contact us if you need.

3SA8 Series, metal

Selection and ordering data

Double-headed pushbuttons, spring return, with 1 green flush button and 1 red projecting button

	Description	Circuit	Color	Contact position			Type code	Order code	Overall dimensions
	Without pilot light								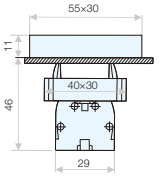
				N/O	N/C	IP40	3SA8-BL8325	**24895**	
				N/O	N/C	IP65	3SA8-BL9325	**24896**	
				N/O	N/C	IP40	3SA8-BL8425	**24897**	
				N/O	N/C	IP65	3SA8-BL9425	**24898**	
	Integrated with central pilot light and yellow lens Direct supply ≤ 380 V	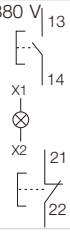							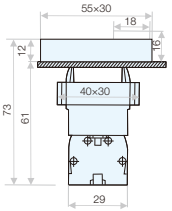
				N/O	N/C		3SA8-BW8365	**24899**	
				N/O	N/C		3SA8-BW8465	**24900**	
	Direct supply 220/250 V via resistor Including BA 9s 130 V bulb	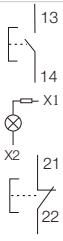							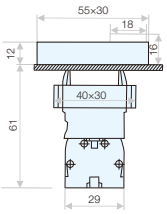
				N/O	N/C		3SA8-BW8375	**24901**	
				N/O	N/C		3SA8-BW8475	**24902**	
	Direct supply 1.2 VA - 220 V via integral transformer Including BA 9s 6 V bulb	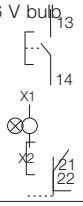							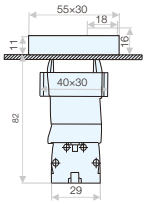
				N/O	N/C		3SA8-BW8345	**24903**	
				N/O	N/C		3SA8-BW8445	**24904**	

Selector switches with pilot light BA 9s LED

	Description	Circuit	Color	Contact position		Type code	Order code	Overall dimensions
	2 positions stay put	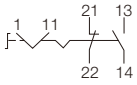						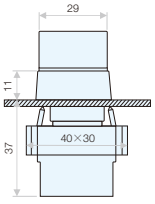
			Green	N/O	N/C	3SA8-BK2365	**24905**	
			Red	N/O	N/C	3SA8-BK2465	**24906**	
			Yellow	N/O	N/C	3SA8-BK2565	**24907**	
			Blue	N/O	N/C	3SA8-BK2665	**24908**	
			Clear	N/O	N/C	3SA8-BK2765	**24909**	
	3 positions stay put	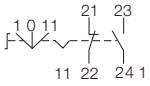						
			Green	N/O	N/C	3SA8-BK3365	**24910**	
			Red	N/O	N/C	3SA8-BK3465	**24911**	
			Yellow	N/O	N/C	3SA8-BK3565	**24912**	
			Blue	N/O	N/C	3SA8-BK3665	**24913**	
			Clear	N/O	N/C	3SA8-BK3765	**24914**	

Selection and ordering data

Spring return pushbuttons, without symbol

Description	Color	Contact position		Type code	Order code	Overall dimensions
						
Pushbuttons with projecting button						
	Black	N/O		3SA5-BL21	**32764**	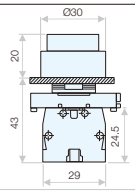
	Green	N/O		3SA5-BL31	**32765**	
	Yellow	N/O		3SA5-BL51	**32766**	
	Blue	N/O		3SA5-BL61	**32767**	
	Red		N/C	3SA5-BL42	**32769**	
						
Mushroom pushbuttons						
Ø40	Black	N/O		3SA5-BC21	**32775**	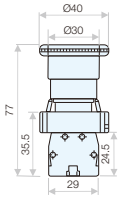
	Green	N/O		3SA5-BC31	**32776**	
	Yellow		N/C	3SA5-BC51	**32777**	
	Red		N/C	3SA5-BC42	**32779**	
Ø60	Black	N/O		3SA5-BR21	**32780**	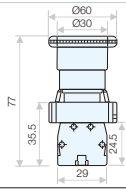
	Green	N/O		3SA5-BR31	**34081**	
	Yellow		N/C	3SA5-BR42	**32781**	
	Red		N/C	3SA5-BR52	**34082**	

Spring return pushbuttons, with symbol

Description	Color	Contact position		Type code	Order code	Overall dimensions
						
	Green	N/O		3SA5-BL3311	**34083**	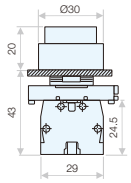
	Green	N/O		3SA5-BL3361	**34084**	
						
	Black	N/O		3SA5-BL3351	**34085**	
	White	N/O		3SA5-BL3341	**34086**	
	Red		N/C	3SA5-BL4322	**32787**	
	Red		N/C	3SA5-BL4342	**32788**	

Plastic headed and mushroom headed emergency stop pushbutton

Description	Color	Contact position		Type code	Order code	Overall dimensions
						
EMERGENCY STOP mushroom pushbuttons, rotate to release						
Ø30	Red		N/C	3SA5-BS442	**32791**	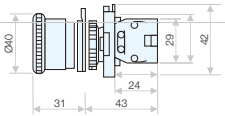
Ø40	Red		N/C	3SA5-BS542	**32792**	
Ø60	Red		N/C	3SA5-BS642	**32793**	
						
EMERGENCY STOP mushroom pushbuttons, pull to release						
Ø40	Red		N/C	3SA5-BT42	**32789**	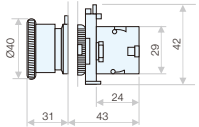
Ø60	Red		N/C	3SA5-BX42	**32790**	
						
EMERGENCY STOP mushroom pushbuttons, turn key to release						
Ø40 (Key n'445)			N/C	3SA5-BS142	**32795**	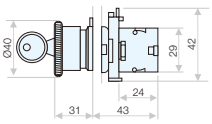
Ø60			N/C	3SA5-BS242	**32796**	

Selection and ordering data

Selector switches

Description	Position	Contact position		Type code	Order code	Overall dimensions
Locked / spring reset / keyout						
Selector switches with standard handle						
2positions		N/O		3SA5-BD21	**32797**	
		N/O	N/C	3SA5-BD25	**32798**	
		N/O		3SA5-BD41	**32799**	
		N/O	N/C	3SA5-BD45	**32800**	
3 positions		2N/O		3SA5-BD33	**32801**	
		2N/O		3SA5-BD53	**32802**	
		2N/O		3SA5-BD73	**32803**	
Selector switches with long handle						
2positions		N/O		3SA5-BJ21	**32805**	
		N/O	N/C	3SA5-BJ25	**32806**	
		N/O		3SA5-BJ41	**32807**	
		N/O	N/C	3SA5-BJ45	**32808**	
3 positions		2N/O		3SA5-BJ33	**32809**	
		2N/O		3SA5-BJ53	**32810**	
		2N/O		3SA5-BJ73	**32811**	
Key-operated switches						
2positions		N/O		3SA5-BG21	**32813**	
		N/O	N/C	3SA5-BG25	**32814**	
		N/O		3SA5-BG41	**32815**	
		N/O	N/C	3SA5-BG45	**32816**	
		N/O		3SA5-BG61	**32817**	
		N/O	N/C	3SA5-BG65	**32818**	
3 positions		2N/O		3SA5-BG33	**32819**	
		2N/O		3SA5-BG53	**32820**	
		2N/O		3SA5-BG03	**32821**	
		2N/O		3SA5-BG73	**32822**	

Double-headed pushbuttons, without pilot light, without symbol

Description	Color	Degree of protection	Contact position		Type code	Order code	Overall dimensions
1 flush green button and 1 flush red button							
		IP40	N/O	N/C	3SA5-BL8325	**32854**	
1 flush green button and 1 projecting red button							
		IP40	N/O	N/C	3SA5-BL8425	**32855**	
1 flush green button and 1 flush red button, with transparent silicon cover							
		IP65	N/O	N/C	3SA5-BL9325	**32856**	
1 flush green button and 1 projecting red button, with transparent silicon cover							
		IP65	N/O	N/C	3SA5-BL9425	**32857**	

Technical Parameters

- Standard: IEC 60947
- Rated Capacity:
  - Instantaneous:
    AC-15: 220 V/2.5 A, 380 V/1.5 A, 660 V/0.8 A;
    DC-13: 24 V/3.6 A, 48 V/3 A, 110 V/1 A, 220 V/0.4 A, 440 V/0.25 A
  - Flat-pressure:
    AC-15: 220 V/6 A, 380 V/4 A, 660 V/2 A;
    DC-13: 24 V/6 A, 48 V/3 A, 110 V/1 A, 220 V/0.5 A, 440 V/0.25 A
- Contact Resistance: ≤ 50 mΩ
- Power frequency withstand voltage: AC 1890 V 50 Hz.1 min
- Mechanical life:
  - General button ≥ 3 x 10^6 times
  - Rotary button ≥ 3 x 10^4 times
  - Key button ≥ 5 x 10^4 times
  - Emergency button ≥ 5 x 10^4 times
- Electric life: ≥ 60x10^4 times
- Conventional thermal current Ith: 10 A
- Rated insulation voltage Ui: AC 660 V
- Environment temperature: -25 ºC ~ +55 ºC
- Front protection rating:
  - IP54, IP65 is available depending on ordering.
  - The protection rating of key button is IP40.
    IP65 is available depending on ordering.

Characteristics

- Up to 6 contact blocks and/or 1 LED block (mounted onto the holder).
- Self-cleaning capability of switching components (contacts)
  - When the moving contact moves to the fixed contact, the moving contact slides to the side.This feature ensures contact self-cleaning even in low-current applications.
- Improved waterproof design, waterproof rating up to IP65.
- Small size and simple structure.
- Instantaneous type contacts ensure the fast breaking and high breaking capacity. Pushbuttons with flat-press type contact which can provide high current carrying capacity, is available depending on ordering.

Instantaneous type contact:

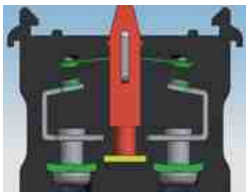

Flat-press type contact:



3SA6-A, flush pushbuttons

Selection and ordering data



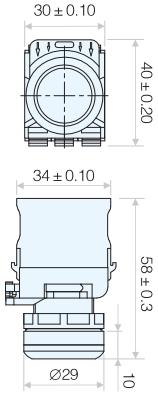

Color	Type of contact NO	NC	Non-illuminiated Type code	Illuminiated Type code
Momentary				
● Red	1	-	A6-A1-10R	A6-A1-10R-□
	-	1	A6-A1-01R	A6-A1-01R-□
	2	-	A6-A1-20R	A6-A1-20R-□
	-	2	A6-A1-02R	A6-A1-02R-□
	1	1	A6-A1-11R	A6-A1-11R-□
	2	2	A6-A1-22R	A6-A1-22R-□
● Green	1	-	A6-A1-10G	A6-A1-10G-□
	-	1	A6-A1-01G	A6-A1-01G-□
	2	-	A6-A1-20G	A6-A1-20G-□
	-	2	A6-A1-02G	A6-A1-02G-□
	1	1	A6-A1-11G	A6-A1-11G-□
	2	2	A6-A1-22G	A6-A1-22G-□
● Yellow	1	-	A6-A1-10Y	A6-A1-10Y-□
	-	1	A6-A1-01Y	A6-A1-01Y-□
	2	-	A6-A1-20Y	A6-A1-20Y-□
	-	2	A6-A1-02Y	A6-A1-02Y-□
	1	1	A6-A1-11Y	A6-A1-11Y-□
	2	2	A6-A1-22Y	A6-A1-22Y-□
○ White	1	-	A6-A1-10W	A6-A1-10W-□
	-	1	A6-A1-01W	A6-A1-01W-□
	2	-	A6-A1-20W	A6-A1-20W-□
	-	2	A6-A1-02W	A6-A1-02W-□
	1	1	A6-A1-11W	A6-A1-11W-□
	2	2	A6-A1-22W	A6-A1-22W-□
● Blue	1	-	A6-A1-10B	A6-A1-10B-□
	-	1	A6-A1-01B	A6-A1-01B-□
	2	-	A6-A1-20B	A6-A1-20B-□
	-	2	A6-A1-02B	A6-A1-02B-□
	1	1	A6-A1-11B	A6-A1-11B-□
	2	2	A6-A1-22B	A6-A1-22B-□
● Black	1	-	A6-A1-10H	-
	-	1	A6-A1-01H	-
	2	-	A6-A1-20H	-
	-	2	A6-A1-02H	-
	1	1	A6-A1-11H	-
	2	2	A6-A1-22H	-

AC/DC	6 V	6
	12 V	12
	24 V	24
	36 V	36
	48 V	48
	110 V	110
	127 V	127
DC	220 V	220 D
AC	230 V	230 A
	380 V	380 A

Selection and ordering data



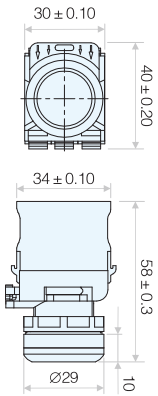

Color	Type of contact NO	NC	Non-illuminiated Type code	Illuminiated Type code
Maintained				
Red	1	-	A6-A1T-10R	A6-A1T-10R-□
	-	1	A6-A1T-01R	A6-A1T-01R-□
	2	-	A6-A1T-20R	A6-A1T-20R-□
	-	2	A6-A1T-02R	A6-A1T-02R-□
	1	1	A6-A1T-11R	A6-A1T-11R-□
	2	2	A6-A1T-22R	A6-A1T-22R-□
Green	1	-	A6-A1T-10G	A6-A1T-10G-□
	-	1	A6-A1T-01G	A6-A1T-01G-□
	2	-	A6-A1T-20G	A6-A1T-20G-□
	-	2	A6-A1T-02G	A6-A1T-02G-□
	1	1	A6-A1T-11G	A6-A1T-11G-□
	2	2	A6-A1T-22G	A6-A1T-22G-□
Yellow	1	-	A6-A1T-10Y	A6-A1T-10Y-□
	-	1	A6-A1T-01Y	A6-A1T-01Y-□
	2	-	A6-A1T-20Y	A6-A1T-20Y-□
	-	2	A6-A1T-02Y	A6-A1T-02Y-□
	1	1	A6-A1T-11Y	A6-A1T-11Y-□
	2	2	A6-A1T-22Y	A6-A1T-22Y-□
White	1	-	A6-A1T-10W	A6-A1T-10W-□
	-	1	A6-A1T-01W	A6-A1T-01W-□
	2	-	A6-A1T-20W	A6-A1T-20W-□
	-	2	A6-A1T-02W	A6-A1T-02W-□
	1	1	A6-A1T-11W	A6-A1T-11W-□
	2	2	A6-A1T-22W	A6-A1T-22W-□
Blue	1	-	A6-A1T-10B	A6-A1T-10B-□
	-	1	A6-A1T-01B	A6-A1T-01B-□
	2	-	A6-A1T-20B	A6-A1T-20B-□
	-	2	A6-A1T-02B	A6-A1T-02B-□
	1	1	A6-A1T-11B	A6-A1T-11B-□
	2	2	A6-A1T-22B	A6-A1T-22B-□
Black	1	-	A6-A1T-10H	-
	-	1	A6-A1T-01H	-
	2	-	A6-A1T-20H	-
	-	2	A6-A1T-02H	-
	1	1	A6-A1T-11H	-
	2	2	A6-A1T-22H	-

AC/DC	6 V	6
	12 V	12
	24 V	24
	36 V	36
	48 V	48
	110 V	110
	127 V	127
DC	220 V	220 D
AC	230 V	230 A
	380 V	380 A

3SA6-L, pushbuttons with extended button

Selection and ordering data



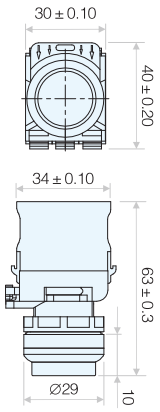

Color	Type of contact NO	NC	Non-illuminiated Type code	Illuminiated Type code
Momentary				
● Red	1	-	A6-L1-10R	A6-L1-10R-□
	-	1	A6-L1-01R	A6-L1-01R-□
	2	-	A6-L1-20R	A6-L1-20R-□
	-	2	A6-L1-02R	A6-L1-02R-□
	1	1	A6-L1-11R	A6-L1-11R-□
	2	2	A6-L1-22R	A6-L1-22R-□
● Green	1	-	A6-L1-10G	A6-L1-10G-□
	-	1	A6-L1-01G	A6-L1-01G-□
	2	-	A6-L1-20G	A6-L1-20G-□
	-	2	A6-L1-02G	A6-L1-02G-□
	1	1	A6-L1-11G	A6-L1-11G-□
	2	2	A6-L1-22G	A6-L1-22G-□
● Yellow	1	-	A6-L1-10Y	A6-L1-10Y-□
	-	1	A6-L1-01Y	A6-L1-01Y-□
	2	-	A6-L1-20Y	A6-L1-20Y-□
	-	2	A6-L1-02Y	A6-L1-02Y-□
	1	1	A6-L1-11Y	A6-L1-11Y-□
	2	2	A6-L1-22Y	A6-L1-22Y-□
○ White	1	-	A6-L1-10W	A6-L1-10W-□
	-	1	A6-L1-01W	A6-L1-01W-□
	2	-	A6-L1-20W	A6-L1-20W-□
	-	2	A6-L1-02W	A6-L1-02W-□
	1	1	A6-L1-11W	A6-L1-11W-□
	2	2	A6-L1-22W	A6-L1-22W-□
● Blue	1	-	A6-L1-10B	A6-L1-10B-□
	-	1	A6-L1-01B	A6-L1-01B-□
	2	-	A6-L1-20B	A6-L1-20B-□
	-	2	A6-L1-02B	A6-L1-02B-□
	1	1	A6-L1-11B	A6-L1-11B-□
	2	2	A6-L1-22B	A6-L1-22B-□
● Black	1	-	A6-L1-10H	-
	-	1	A6-L1-01H	-
	2	-	A6-L1-20H	-
	-	2	A6-L1-02H	-
	1	1	A6-L1-11H	-
	2	2	A6-L1-22H	-

AC/DC	6 V	6
	12 V	12
	24 V	24
	36 V	36
	48 V	48
	110 V	110
	127 V	127
DC	220 V	220 D
AC	230 V	230 A
	380 V	380 A

3SA6-L, pushbuttons with extended button

Selection and ordering data



Color	Type of contact NO	NC	Non-illuminiated Type code	Illuminiated Type code
Maintained				
Red	1	-	A6-L1T-10R	A6-L1T-10R-□
	-	1	A6-L1T-01R	A6-L1T-01R-□
	2	-	A6-L1T-20R	A6-L1T-20R-□
	-	2	A6-L1T-02R	A6-L1T-02R-□
	1	1	A6-L1T-11R	A6-L1T-11R-□
	2	2	A6-L1T-22R	A6-L1T-22R-□
Green	1	-	A6-L1T-10G	A6-L1T-10G-□
	-	1	A6-L1T-01G	A6-L1T-01G-□
	2	-	A6-L1T-20G	A6-L1T-20G-□
	-	2	A6-L1T-02G	A6-L1T-02G-□
	1	1	A6-L1T-11G	A6-L1T-11G-□
	2	2	A6-L1T-22G	A6-L1T-22G-□
Yellow	1	-	A6-L1T-10Y	A6-L1T-10Y-□
	-	1	A6-L1T-01Y	A6-L1T-01Y-□
	2	-	A6-L1T-20Y	A6-L1T-20Y-□
	-	2	A6-L1T-02Y	A6-L1T-02Y-□
	1	1	A6-L1T-11Y	A6-L1T-11Y-□
	2	2	A6-L1T-22Y	A6-L1T-22Y-□
White	1	-	A6-L1T-10W	A6-L1T-10W-□
	-	1	A6-L1T-01W	A6-L1T-01W-□
	2	-	A6-L1T-20W	A6-L1T-20W-□
	-	2	A6-L1T-02W	A6-L1T-02W-□
	1	1	A6-L1T-11W	A6-L1T-11W-□
	2	2	A6-L1T-22W	A6-L1T-22W-□
Blue	1	-	A6-L1T-10B	A6-L1T-10B-□
	-	1	A6-L1T-01B	A6-L1T-01B-□
	2	-	A6-L1T-20B	A6-L1T-20B-□
	-	2	A6-L1T-02B	A6-L1T-02B-□
	1	1	A6-L1T-11B	A6-L1T-11B-□
	2	2	A6-L1T-22B	A6-L1T-22B-□
Black	1	-	A6-L1T-10H	-
	-	1	A6-L1T-01H	-
	2	-	A6-L1T-20H	-
	-	2	A6-L1T-02H	-
	1	1	A6-L1T-11H	-
	2	2	A6-L1T-22H	-

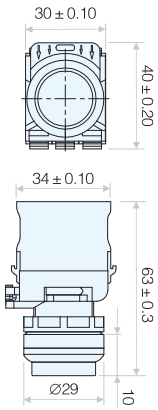

AC/DC	6 V	6
	12 V	12
	24 V	24
	36 V	36
	48 V	48
	110 V	110
	127 V	127
DC	220 V	220 D
AC	230 V	230 A
	380 V	380 A

3SA6-LA, flush pushbuttons with extended bezel

Selection and ordering data



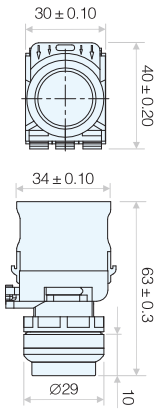

Color	Type of contact NO	NC	Non-illuminiated Type code	Illuminiated Type code
Momentary				
Red	1	-	A6-LA1-10R	A6-LA1-10R-□
	-	1	A6-LA1-01R	A6-LA1-01R-□
	2	-	A6-LA1-20R	A6-LA1-20R-□
	-	2	A6-LA1-02R	A6-LA1-02R-□
	1	1	A6-LA1-11R	A6-LA1-11R-□
	2	2	A6-LA1-22R	A6-LA1-22R-□
Green	1	-	A6-LA1-10G	A6-LA1-10G-□
	-	1	A6-LA1-01G	A6-LA1-01G-□
	2	-	A6-LA1-20G	A6-LA1-20G-□
	-	2	A6-LA1-02G	A6-LA1-02G-□
	1	1	A6-LA1-11G	A6-LA1-11G-□
	2	2	A6-LA1-22G	A6-LA1-22G-□
Yellow	1	-	A6-LA1-10Y	A6-LA1-10Y-□
	-	1	A6-LA1-01Y	A6-LA1-01Y-□
	2	-	A6-LA1-20Y	A6-LA1-20Y-□
	-	2	A6-LA1-02Y	A6-LA1-02Y-□
	1	1	A6-LA1-11Y	A6-LA1-11Y-□
	2	2	A6-LA1-22Y	A6-LA1-22Y-□
White	1	-	A6-LA1-10W	A6-LA1-10W-□
	-	1	A6-LA1-01W	A6-LA1-01W-□
	2	-	A6-LA1-20W	A6-LA1-20W-□
	-	2	A6-LA1-02W	A6-LA1-02W-□
	1	1	A6-LA1-11W	A6-LA1-11W-□
	2	2	A6-LA1-22W	A6-LA1-22W-□
Blue	1	-	A6-LA1-10B	A6-LA1-10B-□
	-	1	A6-LA1-01B	A6-LA1-01B-□
	2	-	A6-LA1-20B	A6-LA1-20B-□
	-	2	A6-LA1-02B	A6-LA1-02B-□
	1	1	A6-LA1-11B	A6-LA1-11B-□
	2	2	A6-LA1-22B	A6-LA1-22B-□
Black	1	-	A6-LA1-10H	-
	-	1	A6-LA1-01H	-
	2	-	A6-LA1-20H	-
	-	2	A6-LA1-02H	-
	1	1	A6-LA1-11H	-
	2	2	A6-LA1-22H	-

AC/DC	6 V	6
	12 V	12
	24 V	24
	36 V	36
	48 V	48
	110 V	110
	127 V	127
DC	220 V	220 D
AC	230 V	230 A
	380 V	380 A

3SA6-LA, flush pushbuttons with extended bezel

Selection and ordering data



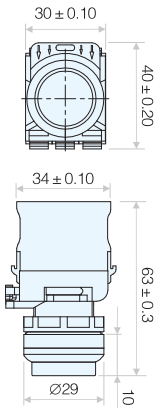

Color	Type of contact NO	NC	Non-illuminiated Type code	Illuminiated Type code
Maintained				
Red	1	-	A6-LA1T-10R	A6-LA1T-10R-□
	-	1	A6-LA1T-01R	A6-LA1T-01R-□
	2	-	A6-LA1T-20R	A6-LA1T-20R-□
	-	2	A6-LA1T-02R	A6-LA1T-02R-□
	1	1	A6-LA1T-11R	A6-LA1T-11R-□
	2	2	A6-LA1T-22R	A6-LA1T-22R-□
Green	1	-	A6-LA1T-10G	A6-LA1T-10G-□
	-	1	A6-LA1T-01G	A6-LA1T-01G-□
	2	-	A6-LA1T-20G	A6-LA1T-20G-□
	-	2	A6-LA1T-02G	A6-LA1T-02G-□
	1	1	A6-LA1T-11G	A6-LA1T-11G-□
	2	2	A6-LA1T-22G	A6-LA1T-22G-□
Yellow	1	-	A6-LA1T-10Y	A6-LA1T-10Y-□
	-	1	A6-LA1T-01Y	A6-LA1T-01Y-□
	2	-	A6-LA1T-20Y	A6-LA1T-20Y-□
	-	2	A6-LA1T-02Y	A6-LA1T-02Y-□
	1	1	A6-LA1T-11Y	A6-LA1T-11Y-□
	2	2	A6-LA1T-22Y	A6-LA1T-22Y-□
White	1	-	A6-LA1T-10W	A6-LA1T-10W-□
	-	1	A6-LA1T-01W	A6-LA1T-01W-□
	2	-	A6-LA1T-20W	A6-LA1T-20W-□
	-	2	A6-LA1T-02W	A6-LA1T-02W-□
	1	1	A6-LA1T-11W	A6-LA1T-11W-□
	2	2	A6-LA1T-22W	A6-LA1T-22W-□
Blue	1	-	A6-LA1T-10B	A6-LA1T-10B-□
	-	1	A6-LA1T-01B	A6-LA1T-01B-□
	2	-	A6-LA1T-20B	A6-LA1T-20B-□
	-	2	A6-LA1T-02B	A6-LA1T-02B-□
	1	1	A6-LA1T-11B	A6-LA1T-11B-□
	2	2	A6-LA1T-22B	A6-LA1T-22B-□
Black	1	-	A6-LA1T-10H	-
	-	1	A6-LA1T-01H	-
	2	-	A6-LA1T-20H	-
	-	2	A6-LA1T-02H	-
	1	1	A6-LA1T-11H	-
	2	2	A6-LA1T-22H	-

AC/DC	6 V	6
	12 V	12
	24 V	24
	36 V	36
	48 V	48
	110 V	110
	127 V	127
DC	220 V	220 D
AC	230 V	230 A
	380 V	380 A

3SA6-UA, recessed pushbuttons with extended bezel

Selection and ordering data



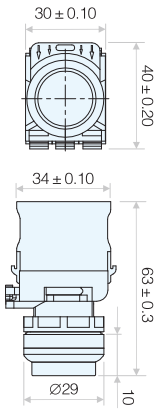

Color	Type of contact NO	NC	Non-illuminiated Type code	Illuminiated Type code
Momentary				
● Red	1	-	A6-UA1-10R	A6-UA1-10R-□
	-	1	A6-UA1-01R	A6-UA1-01R-□
	2	-	A6-UA1-20R	A6-UA1-20R-□
	-	2	A6-UA1-02R	A6-UA1-02R-□
	1	1	A6-UA1-11R	A6-UA1-11R-□
	2	2	A6-UA1-22R	A6-UA1-22R-□
● Green	1	-	A6-UA1-10G	A6-UA1-10G-□
	-	1	A6-UA1-01G	A6-UA1-01G-□
	2	-	A6-UA1-20G	A6-UA1-20G-□
	-	2	A6-UA1-02G	A6-UA1-02G-□
	1	1	A6-UA1-11G	A6-UA1-11G-□
	2	2	A6-UA1-22G	A6-UA1-22G-□
● Yellow	1	-	A6-UA1-10Y	A6-UA1-10Y-□
	-	1	A6-UA1-01Y	A6-UA1-01Y-□
	2	-	A6-UA1-20Y	A6-UA1-20Y-□
	-	2	A6-UA1-02Y	A6-UA1-02Y-□
	1	1	A6-UA1-11Y	A6-UA1-11Y-□
	2	2	A6-UA1-22Y	A6-UA1-22Y-□
○ White	1	-	A6-UA1-10W	A6-UA1-10W-□
	-	1	A6-UA1-01W	A6-UA1-01W-□
	2	-	A6-UA1-20W	A6-UA1-20W-□
	-	2	A6-UA1-02W	A6-UA1-02W-□
	1	1	A6-UA1-11W	A6-UA1-11W-□
	2	2	A6-UA1-22W	A6-UA1-22W-□
● Blue	1	-	A6-UA1-10B	A6-UA1-10B-□
	-	1	A6-UA1-01B	A6-UA1-01B-□
	2	-	A6-UA1-20B	A6-UA1-20B-□
	-	2	A6-UA1-02B	A6-UA1-02B-□
	1	1	A6-UA1-11B	A6-UA1-11B-□
	2	2	A6-UA1-22B	A6-UA1-22B-□
● Black	1	-	A6-UA1-10H	-
	-	1	A6-UA1-01H	-
	2	-	A6-UA1-20H	-
	-	2	A6-UA1-02H	-
	1	1	A6-UA1-11H	-
	2	2	A6-UA1-22H	-

AC/DC	6 V	6
	12 V	12
	24 V	24
	36 V	36
	48 V	48
	110 V	110
	127 V	127
DC	220 V	220 D
AC	230 V	230 A
	380 V	380 A

3SA6-UA, recessed pushbuttons with extended bezel

Selection and ordering data



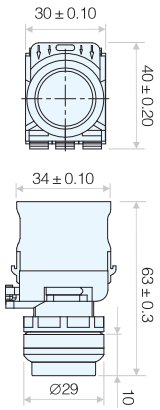

Color	Type of contact NO	NC	Non-illuminiated Type code	Illuminiated Type code
Maintained				
● Red	1	-	A6-UA1T-10R	A6-UA1T-10R-□
	-	1	A6-UA1T-01R	A6-UA1T-01R-□
	2	-	A6-UA1T-20R	A6-UA1T-20R-□
	-	2	A6-UA1T-02R	A6-UA1T-02R-□
	1	1	A6-UA1T-11R	A6-UA1T-11R-□
	2	2	A6-UA1T-22R	A6-UA1T-22R-□
● Green	1	-	A6-UA1T-10G	A6-UA1T-10G-□
	-	1	A6-UA1T-01G	A6-UA1T-01G-□
	2	-	A6-UA1T-20G	A6-UA1T-20G-□
	-	2	A6-UA1T-02G	A6-UA1T-02G-□
	1	1	A6-UA1T-11G	A6-UA1T-11G-□
	2	2	A6-UA1T-22G	A6-UA1T-22G-□
● Yellow	1	-	A6-UA1T-10Y	A6-UA1T-10Y-□
	-	1	A6-UA1T-01Y	A6-UA1T-01Y-□
	2	-	A6-UA1T-20Y	A6-UA1T-20Y-□
	-	2	A6-UA1T-02Y	A6-UA1T-02Y-□
	1	1	A6-UA1T-11Y	A6-UA1T-11Y-□
	2	2	A6-UA1T-22Y	A6-UA1T-22Y-□
○ White	1	-	A6-UA1T-10W	A6-UA1T-10W-□
	-	1	A6-UA1T-01W	A6-UA1T-01W-□
	2	-	A6-UA1T-20W	A6-UA1T-20W-□
	-	2	A6-UA1T-02W	A6-UA1T-02W-□
	1	1	A6-UA1T-11W	A6-UA1T-11W-□
	2	2	A6-UA1T-22W	A6-UA1T-22W-□
● Blue	1	-	A6-UA1T-10B	A6-UA1T-10B-□
	-	1	A6-UA1T-01B	A6-UA1T-01B-□
	2	-	A6-UA1T-20B	A6-UA1T-20B-□
	-	2	A6-UA1T-02B	A6-UA1T-02B-□
	1	1	A6-UA1T-11B	A6-UA1T-11B-□
	2	2	A6-UA1T-22B	A6-UA1T-22B-□
● Black	1	-	A6-UA1T-10H	-
	-	1	A6-UA1T-01H	-
	2	-	A6-UA1T-20H	-
	-	2	A6-UA1T-02H	-
	1	1	A6-UA1T-11H	-
	2	2	A6-UA1T-22H	-

AC/DC	6 V	6
	12 V	12
	24 V	24
	36 V	36
	48 V	48
	110 V	110
	127 V	127
DC	220 V	220 D
AC	230 V	230 A
	380 V	380 A

3SA6-M, mushroom pushbuttons

Selection and ordering data



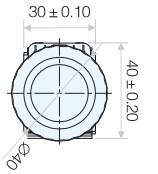

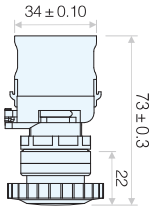

Color	Type of contact NO	NC	Non-illuminiated Type code	Illuminiated Type code
Momentary				
Red	1	-	A6-M1-10R	A6-M1-10R-□
	-	1	A6-M1-01R	A6-M1-01R-□
	2	-	A6-M1-20R	A6-M1-20R-□
	-	2	A6-M1-02R	A6-M1-02R-□
	1	1	A6-M1-11R	A6-M1-11R-□
	2	2	A6-M1-22R	A6-M1-22R-□
Green	1	-	A6-M1-10G	A6-M1-10G-□
	-	1	A6-M1-01G	A6-M1-01G-□
	2	-	A6-M1-20G	A6-M1-20G-□
	-	2	A6-M1-02G	A6-M1-02G-□
	1	1	A6-M1-11G	A6-M1-11G-□
	2	2	A6-M1-22G	A6-M1-22G-□
Yellow	1	-	A6-M1-10Y	A6-M1-10Y-□
	-	1	A6-M1-01Y	A6-M1-01Y-□
	2	-	A6-M1-20Y	A6-M1-20Y-□
	-	2	A6-M1-02Y	A6-M1-02Y-□
	1	1	A6-M1-11Y	A6-M1-11Y-□
	2	2	A6-M1-22Y	A6-M1-22Y-□
Maintained				
Red	1	-	A6-M1T-10R	A6-M1T-10R-□
	-	1	A6-M1T-01R	A6-M1T-01R-□
	2	-	A6-M1T-20R	A6-M1T-20R-□
	-	2	A6-M1T-02R	A6-M1T-02R-□
	1	1	A6-M1T-11R	A6-M1T-11R-□
	2	2	A6-M1T-22R	A6-M1T-22R-□
Green	1	-	A6-M1T-10G	A6-M1T-10G-□
	-	1	A6-M1T-01G	A6-M1T-01G-□
	2	-	A6-M1T-20G	A6-M1T-20G-□
	-	2	A6-M1T-02G	A6-M1T-02G-□
	1	1	A6-M1T-11G	A6-M1T-11G-□
	2	2	A6-M1T-22G	A6-M1T-22G-□
Yellow	1	-	A6-M1T-10Y	A6-M1T-10Y-□
	-	1	A6-M1T-01Y	A6-M1T-01Y-□
	2	-	A6-M1T-20Y	A6-M1T-20Y-□
	-	2	A6-M1T-02Y	A6-M1T-02Y-□
	1	1	A6-M1T-11Y	A6-M1T-11Y-□
	2	2	A6-M1T-22Y	A6-M1T-22Y-□

AC/DC	6 V	6
	12 V	12
	24 V	24
	36 V	36
	48 V	48
	110 V	110
	127 V	127
DC	220 V	220 D
AC	230 V	230 A
	380 V	380 A

3SA6-Z, emergency stop pushbuttons

Selection and ordering data





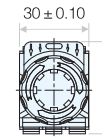

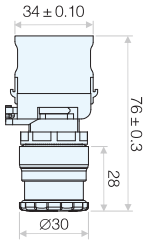

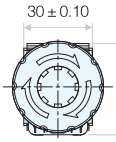

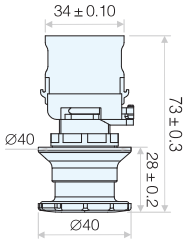

Operator	Color	Type of contact NO	Type of contact NC	Non-illuminiated Type code	Illuminiated Type code
Momentary, without legend plate					
Ø 30 mm	Red	1	-	A6-Z31-10R	A6-Z31-10R-□
		-	1	A6-Z31-01R	A6-Z31-01R-□
		2	-	A6-Z31-20R	A6-Z31-20R-□
		-	2	A6-Z31-02R	A6-Z31-02R-□
		1	1	A6-Z31-11R	A6-Z31-11R-□
		2	2	A6-Z31-22R	A6-Z31-22R-□
Ø 40 mm	Red	1	-	A6-Z41-10R	A6-Z41-10G-□
		-	1	A6-Z41-01R	A6-Z41-01G-□
		2	-	A6-Z41-20R	A6-Z41-20G-□
		-	2	A6-Z41-02R	A6-Z41-02G-□
		1	1	A6-Z41-11R	A6-Z41-11G-□
		2	2	A6-Z41-22R	A6-Z41-22G-□
Momentary, with legend plate					
Ø 30 mm	Red	1	-	A6-Z3J1-10R	A6-Z3J1-10R-□
		-	1	A6-Z3J1-01R	A6-Z3J1-01R-□
		2	-	A6-Z3J1-20R	A6-Z3J1-20R-□
		-	2	A6-Z3J1-02R	A6-Z3J1-02R-□
		1	1	A6-Z3J1-11R	A6-Z3J1-11R-□
		2	2	A6-Z3J1-22R	A6-Z3J1-22R-□
Ø 40 mm	Red	1	-	A6-Z4J1-10R	A6-Z4J1-10Y-□
		-	1	A6-Z4J1-01R	A6-Z4J1-01Y-□
		2	-	A6-Z4J1-20R	A6-Z4J1-20Y-□
		-	2	A6-Z4J1-02R	A6-Z4J1-02Y-□
		1	1	A6-Z4J1-11R	A6-Z4J1-11Y-□
		2	2	A6-Z4J1-22R	A6-Z4J1-22Y-□
Maintained, without legend plate					
Ø 30 mm	Red	1	-	A6-Z31T-10R	A6-Z31T-10R-□
		-	1	A6-Z31T-01R	A6-Z31T-01R-□
		2	-	A6-Z31T-20R	A6-Z31T-20R-□
		-	2	A6-Z31T-02R	A6-Z31T-02R-□
		1	1	A6-Z31T-11R	A6-Z31T-11R-□
		2	2	A6-Z31T-22R	A6-Z31T-22R-□
Ø 40 mm	Red	1	-	A6-Z41T-10R	A6-Z41T-10Y-□
		-	1	A6-Z41T-01R	A6-Z41T-01Y-□
		2	-	A6-Z41T-20R	A6-Z41T-20Y-□
		-	2	A6-Z41T-02R	A6-Z41T-02Y-□
		1	1	A6-Z41T-11R	A6-Z41T-11Y-□
		2	2	A6-Z41T-22R	A6-Z41T-22Y-□
Maintained, with legend plate					
Ø 30 mm	Red	1	-	A6-Z3J1T-10R	A6-Z3J1T-10R-□
		-	1	A6-Z3J1T-01R	A6-Z3J1T-01R-□
		2	-	A6-Z3J1T-20R	A6-Z3J1T-20R-□
		-	2	A6-Z3J1T-02R	A6-Z3J1T-02R-□
		1	1	A6-Z3J1T-11R	A6-Z3J1T-11R-□
		2	2	A6-Z3J1T-22R	A6-Z3J1T-22R-□
Ø 40 mm	Red	1	-	A6-Z4J1T-10R	A6-Z4J1T-10Y-□
		-	1	A6-Z4J1T-01R	A6-Z4J1T-01Y-□
		2	-	A6-Z4J1T-20R	A6-Z4J1T-20Y-□
		-	2	A6-Z4J1T-02R	A6-Z4J1T-02Y-□
		1	1	A6-Z4J1T-11R	A6-Z4J1T-11Y-□
		2	2	A6-Z4J1T-22R	A6-Z4J1T-22Y-□

AC/DC	6 V	6
	12 V	12
	24 V	24
	36 V	36
	48 V	48
	110 V	110
	127 V	127
DC	220 V	220 D
AC	230 V	230 A
	380 V	380 A

3SA6-R, double pushbuttons

Selection and ordering data

Color	Type of contact NO	NC	Non-illuminiated Type code	Illuminiated Type code
Momentary				
● ● Red/Green	1	-	A6-R1-10RG	A6-Z31-10R-□
	-	1	A6-R1-01RG	A6-Z31-01R-□
	2	-	A6-R1-20RG	A6-Z31-20R-□
	-	2	A6-R1-02RG	A6-Z31-02R-□
	1	1	A6-R1-11RG	A6-Z31-11R-□
	2	2	A6-R1-22RG	A6-Z31-22R-□

AC/DC	6 V	6
	12 V	12
	24 V	24
	36 V	36
	48 V	48
	110 V	110
	127 V	127
DC	220 V	220 D
AC	230 V	230 A
	380 V	380 A



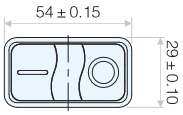

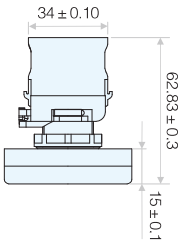

3SA6-X, selector switch, 2 positions, short handle

Selection and ordering data



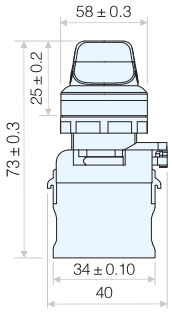

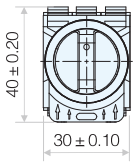

Operating principle		Color	Type of contact NO	NC	Non-illuminiated Type code	Illuminiated Type code
Maintained 90°	O — I	Red	1	-	A6-X1-10R	A6-X1-10R-□
			-	1	A6-X1-01R	A6-X1-01R-□
			2	-	A6-X1-20R	A6-X1-20R-□
			-	2	A6-X1-02R	A6-X1-02R-□
			1	1	A6-X1-11R	A6-X1-11R-□
			2	2	A6-X1-22R	A6-X1-22R-□
		Green	1	-	A6-X1-10G	A6-X1-10G-□
			-	1	A6-X1-01G	A6-X1-01G-□
			2	-	A6-X1-20G	A6-X1-20G-□
			-	2	A6-X1-02G	A6-X1-02G-□
			1	1	A6-X1-11G	A6-X1-11G-□
			2	2	A6-X1-22G	A6-X1-22G-□
		Yellow	1	-	A6-X1-10Y	A6-X1-10Y-□
			-	1	A6-X1-01Y	A6-X1-01Y-□
			2	-	A6-X1-20Y	A6-X1-20Y-□
			-	2	A6-X1-02Y	A6-X1-02Y-□
			1	1	A6-X1-11Y	A6-X1-11Y-□
			2	2	A6-X1-22Y	A6-X1-22Y-□
		White	1	-	A6-X1-10W	A6-X1-10W-□
			-	1	A6-X1-01W	A6-X1-01W-□
			2	-	A6-X1-20W	A6-X1-20W-□
			-	2	A6-X1-02W	A6-X1-02W-□
			1	1	A6-X1-11W	A6-X1-11W-□
			2	2	A6-X1-22W	A6-X1-22W-□
		Blue	1	-	A6-X1-10B	A6-X1-10B-□
			-	1	A6-X1-01B	A6-X1-01B-□
			2	-	A6-X1-20B	A6-X1-20B-□
			-	2	A6-X1-02B	A6-X1-02B-□
			1	1	A6-X1-11B	A6-X1-11B-□
			2	2	A6-X1-22B	A6-X1-22B-□
		Black	1	-	A6-X1-10H	-
			-	1	A6-X1-01H	-
			2	-	A6-X1-20H	-
			-	2	A6-X1-02H	-
			1	1	A6-X1-11H	-
			2	2	A6-X1-22H	-

AC/DC	6 V	6
	12 V	12
	24 V	24
	36 V	36
	48 V	48
	110 V	110
	127 V	127
DC	220 V	220 D
AC	230 V	230 A
	380 V	380 A

3SA6-X, selector switch, 2 positions, short handle

Selection and ordering data



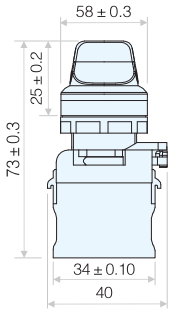

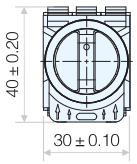

Operating principle	Color	Type of contact NO	Type of contact NC	Non-illuminiated Type code	Illuminiated Type code
Momentary 90° reset from right O — I	Red	1	-	A6-X1-10R-fu	A6-X1-10R-fu-□
		-	1	A6-X1-01R-fu	A6-X1-01R-fu-□
		2	-	A6-X1-20R-fu	A6-X1-20R-fu-□
		-	2	A6-X1-02R-fu	A6-X1-02R-fu-□
		1	1	A6-X1-11R-fu	A6-X1-11R-fu-□
		2	2	A6-X1-22R-fu	A6-X1-22R-fu-□
	Green	1	-	A6-X1-10G-fu	A6-X1-10G-fu-□
		-	1	A6-X1-01G-fu	A6-X1-01G-fu-□
		2	-	A6-X1-20G-fu	A6-X1-20G-fu-□
		-	2	A6-X1-02G-fu	A6-X1-02G-fu-□
		1	1	A6-X1-11G-fu	A6-X1-11G-fu-□
		2	2	A6-X1-22G-fu	A6-X1-22G-fu-□
	Yellow	1	-	A6-X1-10Y-fu	A6-X1-10Y-fu-□
		-	1	A6-X1-01Y-fu	A6-X1-01Y-fu-□
		2	-	A6-X1-20Y-fu	A6-X1-20Y-fu-□
		-	2	A6-X1-02Y-fu	A6-X1-02Y-fu-□
		1	1	A6-X1-11Y-fu	A6-X1-11Y-fu-□
		2	2	A6-X1-22Y-fu	A6-X1-22Y-fu-□
	White	1	-	A6-X1-10W-fu	A6-X1-10W-fu-□
		-	1	A6-X1-01W-fu	A6-X1-01W-fu-□
		2	-	A6-X1-20W-fu	A6-X1-20W-fu-□
		-	2	A6-X1-02W-fu	A6-X1-02W-fu-□
		1	1	A6-X1-11W-fu	A6-X1-11W-fu-□
		2	2	A6-X1-22W-fu	A6-X1-22W-fu-□
	Blue	1	-	A6-X1-10B-fu	A6-X1-10B-fu-□
		-	1	A6-X1-01B-fu	A6-X1-01B-fu-□
		2	-	A6-X1-20B-fu	A6-X1-20B-fu-□
		-	2	A6-X1-02B-fu	A6-X1-02B-fu-□
		1	1	A6-X1-11B-fu	A6-X1-11B-fu-□
		2	2	A6-X1-22B-fu	A6-X1-22B-fu-□
	Black	1	-	A6-X1-10H-fu	-
		-	1	A6-X1-01H-fu	-
		2	-	A6-X1-20H-fu	-
		-	2	A6-X1-02H-fu	-
		1	1	A6-X1-11H-fu	-
		2	2	A6-X1-22H-fu	-

AC/DC	6 V	6
	12 V	12
	24 V	24
	36 V	36
	48 V	48
	110 V	110
	127 V	127
DC	220 V	220 D
AC	230 V	230 A
	380 V	380 A

3SA6-XS, selector switch, 3 positions, short handle

Selection and ordering data



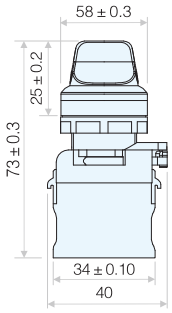

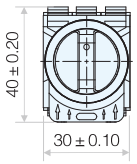

Operating principle		Color	Type of contact NO	NC	Non-illuminiated Type code	Illuminiated Type code
Maintained 2x45°	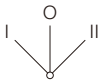	Red	1	-	A6-XS1-10R	A6-XS1-10R-□
			-	1	A6-XS1-01R	A6-XS1-01R-□
			2	-	A6-XS1-20R	A6-XS1-20R-□
			-	2	A6-XS1-02R	A6-XS1-02R-□
			1	1	A6-XS1-11R	A6-XS1-11R-□
			2	2	A6-XS1-22R	A6-XS1-22R-□
		Green	1	-	A6-XS1-10G	A6-XS1-10G-□
			-	1	A6-XS1-01G	A6-XS1-01G-□
			2	-	A6-XS1-20G	A6-XS1-20G-□
			-	2	A6-XS1-02G	A6-XS1-02G-□
			1	1	A6-XS1-11G	A6-XS1-11G-□
			2	2	A6-XS1-22G	A6-XS1-22G-□
		Yellow	1	-	A6-XS1-10Y	A6-XS1-10Y-□
			-	1	A6-XS1-01Y	A6-XS1-01Y-□
			2	-	A6-XS1-20Y	A6-XS1-20Y-□
			-	2	A6-XS1-02Y	A6-XS1-02Y-□
			1	1	A6-XS1-11Y	A6-XS1-11Y-□
			2	2	A6-XS1-22Y	A6-XS1-22Y-□
		White	1	-	A6-XS1-10W	A6-XS1-10W-□
			-	1	A6-XS1-01W	A6-XS1-01W-□
			2	-	A6-XS1-20W	A6-XS1-20W-□
			-	2	A6-XS1-02W	A6-XS1-02W-□
			1	1	A6-XS1-11W	A6-XS1-11W-□
			2	2	A6-XS1-22W	A6-XS1-22W-□
		Blue	1	-	A6-XS1-10B	A6-XS1-10B-□
			-	1	A6-XS1-01B	A6-XS1-01B-□
			2	-	A6-XS1-20B	A6-XS1-20B-□
			-	2	A6-XS1-02B	A6-XS1-02B-□
			1	1	A6-XS1-11B	A6-XS1-11B-□
			2	2	A6-XS1-22B	A6-XS1-22B-□
		Black	1	-	A6-XS1-10H	-
			-	1	A6-XS1-01H	-
			2	-	A6-XS1-20H	-
			-	2	A6-XS1-02H	-
			1	1	A6-XS1-11H	-
			2	2	A6-XS1-22H	-

AC/DC	6 V	6
	12 V	12
	24 V	24
	36 V	36
	48 V	48
	110 V	110
	127 V	127
DC	220 V	220 D
AC	230 V	230 A
	380 V	380 A

3SA6-XS, selector switch, 3 positions, short handle

Selection and ordering data

Operating principle	Color	Type of contact NO	Type of contact NC	Non-illuminiated Type code	Illuminiated Type code
Momentary/Maintained 2×45° reset from left maintained to the right	Red	1	-	A6-XS1-10R-f	A6-XS1-10R-f-□
		-	1	A6-XS1-01R-f	A6-XS1-01R-f-□
		2	-	A6-XS1-20R-f	A6-XS1-20R-f-□
		-	2	A6-XS1-02R-f	A6-XS1-02R-f-□
		1	1	A6-XS1-11R-f	A6-XS1-11R-f-□
		2	2	A6-XS1-22R-f	A6-XS1-22R-f-□
	Green	1	-	A6-XS1-10G-f	A6-XS1-10G-f-□
		-	1	A6-XS1-01G-f	A6-XS1-01G-f-□
		2	-	A6-XS1-20G-f	A6-XS1-20G-f-□
		-	2	A6-XS1-02G-f	A6-XS1-02G-f-□
		1	1	A6-XS1-11G-f	A6-XS1-11G-f-□
		2	2	A6-XS1-22G-f	A6-XS1-22G-f-□
	Yellow	1	-	A6-XS1-10Y-f	A6-XS1-10Y-f-□
		-	1	A6-XS1-01Y-f	A6-XS1-01Y-f-□
		2	-	A6-XS1-20Y-f	A6-XS1-20Y-f-□
		-	2	A6-XS1-02Y-f	A6-XS1-02Y-f-□
		1	1	A6-XS1-11Y-f	A6-XS1-11Y-f-□
		2	2	A6-XS1-22Y-f	A6-XS1-22Y-f-□
	White	1	-	A6-XS1-10W-f	A6-XS1-10W-f-□
		-	1	A6-XS1-01W-f	A6-XS1-01W-f-□
		2	-	A6-XS1-20W-f	A6-XS1-20W-f-□
		-	2	A6-XS1-02W-f	A6-XS1-02W-f-□
		1	1	A6-XS1-11W-f	A6-XS1-11W-f-□
		2	2	A6-XS1-22W-f	A6-XS1-22W-f-□
	Blue	1	-	A6-XS1-10B-f	A6-XS1-10B-f-□
		-	1	A6-XS1-01B-f	A6-XS1-01B-f-□
		2	-	A6-XS1-20B-f	A6-XS1-20B-f-□
		-	2	A6-XS1-02B-f	A6-XS1-02B-f-□
		1	1	A6-XS1-11B-f	A6-XS1-11B-f-□
		2	2	A6-XS1-22B-f	A6-XS1-22B-f-□
	Black	1	-	A6-XS1-10H-f	-
		-	1	A6-XS1-01H-f	-
		2	-	A6-XS1-20H-f	-
		-	2	A6-XS1-02H-f	-
		1	1	A6-XS1-11H-f	-
		2	2	A6-XS1-22H-f	-



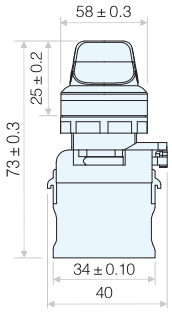

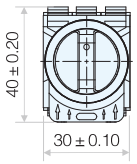

AC/DC	6 V	6
	12 V	12
	24 V	24
	36 V	36
	48 V	48
	110 V	110
	127 V	127
DC	220 V	220 D
AC	230 V	230 A
	380 V	380 A

3SA6-XS, selector switch, 3 positions, short handle

Selection and ordering data



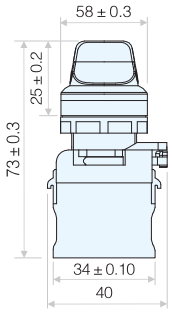

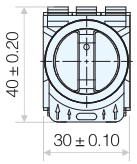

Operating principle	Color	Type of contact NO	NC	Non-illuminiated Type code	Illuminiated Type code
Maintained/Momentary 2×45° maintained to the left reset from right 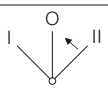	● Red	1	-	A6-XS1-10R-fu	A6-XS1-10R-fu-□
		-	1	A6-XS1-01R-fu	A6-XS1-01R-fu-□
		2	-	A6-XS1-20R-fu	A6-XS1-20R-fu-□
		-	2	A6-XS1-02R-fu	A6-XS1-02R-fu-□
		1	1	A6-XS1-11R-fu	A6-XS1-11R-fu-□
		2	2	A6-XS1-22R-fu	A6-XS1-22R-fu-□
	● Green	1	-	A6-XS1-10G-fu	A6-XS1-10G-fu-□
		-	1	A6-XS1-01G-fu	A6-XS1-01G-fu-□
		2	-	A6-XS1-20G-fu	A6-XS1-20G-fu-□
		-	2	A6-XS1-02G-fu	A6-XS1-02G-fu-□
		1	1	A6-XS1-11G-fu	A6-XS1-11G-fu-□
		2	2	A6-XS1-22G-fu	A6-XS1-22G-fu-□
	● Yellow	1	-	A6-XS1-10Y-fu	A6-XS1-10Y-fu-□
		-	1	A6-XS1-01Y-fu	A6-XS1-01Y-fu-□
		2	-	A6-XS1-20Y-fu	A6-XS1-20Y-fu-□
		-	2	A6-XS1-02Y-fu	A6-XS1-02Y-fu-□
		1	1	A6-XS1-11Y-fu	A6-XS1-11Y-fu-□
		2	2	A6-XS1-22Y-fu	A6-XS1-22Y-fu-□
	○ White	1	-	A6-XS1-10W-fu	A6-XS1-10W-fu-□
		-	1	A6-XS1-01W-fu	A6-XS1-01W-fu-□
		2	-	A6-XS1-20W-fu	A6-XS1-20W-fu-□
		-	2	A6-XS1-02W-fu	A6-XS1-02W-fu-□
		1	1	A6-XS1-11W-fu	A6-XS1-11W-fu-□
		2	2	A6-XS1-22W-fu	A6-XS1-22W-fu-□
	● Blue	1	-	A6-XS1-10B-fu	A6-XS1-10B-fu-□
		-	1	A6-XS1-01B-fu	A6-XS1-01B-fu-□
		2	-	A6-XS1-20B-fu	A6-XS1-20B-fu-□
		-	2	A6-XS1-02B-fu	A6-XS1-02B-fu-□
		1	1	A6-XS1-11B-fu	A6-XS1-11B-fu-□
		2	2	A6-XS1-22B-fu	A6-XS1-22B-fu-□
	● Black	1	-	A6-XS1-10H-fu	-
		-	1	A6-XS1-01H-fu	-
		2	-	A6-XS1-20H-fu	-
		-	2	A6-XS1-02H-fu	-
		1	1	A6-XS1-11H-fu	-
		2	2	A6-XS1-22H-fu	-

AC/DC	6 V	6
	12 V	12
	24 V	24
	36 V	36
	48 V	48
	110 V	110
	127 V	127
DC	220 V	220 D
AC	230 V	230 A
	380 V	380 A

3SA6-XS, selector switch, 3 positions, short handle

Selection and ordering data



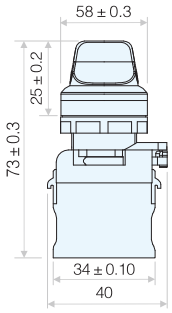

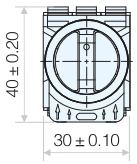

Operating principle	Color	Type of contact NO	Type of contact NC	Non-illuminiated Type code	Illuminiated Type code
Maintained 2×45° reset from left + right 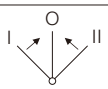	Red	1	-	A6-XS1-10R-ffu	A6-XS1-10R-ffu-□
		-	1	A6-XS1-01R-ffu	A6-XS1-01R-ffu-□
		2	-	A6-XS1-20R-ffu	A6-XS1-20R-ffu-□
		-	2	A6-XS1-02R-ffu	A6-XS1-02R-ffu-□
		1	1	A6-XS1-11R-ffu	A6-XS1-11R-ffu-□
		2	2	A6-XS1-22R-ffu	A6-XS1-22R-ffu-□
	Green	1	-	A6-XS1-10G-ffu	A6-XS1-10G-ffu-□
		-	1	A6-XS1-01G-ffu	A6-XS1-01G-ffu-□
		2	-	A6-XS1-20G-ffu	A6-XS1-20G-ffu-□
		-	2	A6-XS1-02G-ffu	A6-XS1-02G-ffu-□
		1	1	A6-XS1-11G-ffu	A6-XS1-11G-ffu-□
		2	2	A6-XS1-22G-ffu	A6-XS1-22G-ffu-□
	Yellow	1	-	A6-XS1-10Y-ffu	A6-XS1-10Y-ffu-□
		-	1	A6-XS1-01Y-ffu	A6-XS1-01Y-ffu-□
		2	-	A6-XS1-20Y-ffu	A6-XS1-20Y-ffu-□
		-	2	A6-XS1-02Y-ffu	A6-XS1-02Y-ffu-□
		1	1	A6-XS1-11Y-ffu	A6-XS1-11Y-ffu-□
		2	2	A6-XS1-22Y-ffu	A6-XS1-22Y-ffu-□
	White	1	-	A6-XS1-10W-ffu	A6-XS1-10W-ffu-□
		-	1	A6-XS1-01W-ffu	A6-XS1-01W-ffu-□
		2	-	A6-XS1-20W-ffu	A6-XS1-20W-ffu-□
		-	2	A6-XS1-02W-ffu	A6-XS1-02W-ffu-□
		1	1	A6-XS1-11W-ffu	A6-XS1-11W-ffu-□
		2	2	A6-XS1-22W-ffu	A6-XS1-22W-ffu-□
	Blue	1	-	A6-XS1-10B-ffu	A6-XS1-10B-ffu-□
		-	1	A6-XS1-01B-ffu	A6-XS1-01B-ffu-□
		2	-	A6-XS1-20B-ffu	A6-XS1-20B-ffu-□
		-	2	A6-XS1-02B-ffu	A6-XS1-02B-ffu-□
		1	1	A6-XS1-11B-ffu	A6-XS1-11B-ffu-□
		2	2	A6-XS1-22B-ffu	A6-XS1-22B-ffu-□
	Black	1	-	A6-XS1-10H-ffu	-
		-	1	A6-XS1-01H-ffu	-
		2	-	A6-XS1-20H-ffu	-
		-	2	A6-XS1-02H-ffu	-
		1	1	A6-XS1-11H-ffu	-
		2	2	A6-XS1-22H-ffu	-

AC/DC	6 V	6
	12 V	12
	24 V	24
	36 V	36
	48 V	48
	110 V	110
	127 V	127
DC	220 V	220 D
AC	230 V	230 A
	380 V	380 A

3SA6-CX, selector switch, 2 positions, long handle

Selection and ordering data



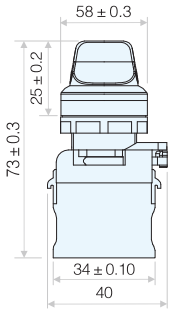

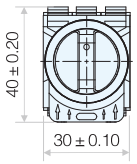

Operating principle		Color	Type of contact NO	NC	Non-illuminiated Type code	Illuminiated Type code
Maintained 90°	O I	Red	1	-	A6-CX1-10R	A6-CX1-10R-□
			-	1	A6-CX1-01R	A6-CX1-01R-□
			2	-	A6-CX1-20R	A6-CX1-20R-□
			-	2	A6-CX1-02R	A6-CX1-02R-□
			1	1	A6-CX1-11R	A6-CX1-11R-□
			2	2	A6-CX1-22R	A6-CX1-22R-□
		Green	1	-	A6-CX1-10G	A6-CX1-10G-□
			-	1	A6-CX1-01G	A6-CX1-01G-□
			2	-	A6-CX1-20G	A6-CX1-20G-□
			-	2	A6-CX1-02G	A6-CX1-02G-□
			1	1	A6-CX1-11G	A6-CX1-11G-□
			2	2	A6-CX1-22G	A6-CX1-22G-□
		Yellow	1	-	A6-CX1-10Y	A6-CX1-10Y-□
			-	1	A6-CX1-01Y	A6-CX1-01Y-□
			2	-	A6-CX1-20Y	A6-CX1-20Y-□
			-	2	A6-CX1-02Y	A6-CX1-02Y-□
			1	1	A6-CX1-11Y	A6-CX1-11Y-□
			2	2	A6-CX1-22Y	A6-CX1-22Y-□
		White	1	-	A6-CX1-10W	A6-CX1-10W-□
			-	1	A6-CX1-01W	A6-CX1-01W-□
			2	-	A6-CX1-20W	A6-CX1-20W-□
			-	2	A6-CX1-02W	A6-CX1-02W-□
			1	1	A6-CX1-11W	A6-CX1-11W-□
			2	2	A6-CX1-22W	A6-CX1-22W-□
		Blue	1	-	A6-CX1-10B	A6-CX1-10B-□
			-	1	A6-CX1-01B	A6-CX1-01B-□
			2	-	A6-CX1-20B	A6-CX1-20B-□
			-	2	A6-CX1-02B	A6-CX1-02B-□
			1	1	A6-CX1-11B	A6-CX1-11B-□
			2	2	A6-CX1-22B	A6-CX1-22B-□
		Black	1	-	A6-CX1-10H	-
			-	1	A6-CX1-01H	-
			2	-	A6-CX1-20H	-
			-	2	A6-CX1-02H	-
			1	1	A6-CX1-11H	-
			2	2	A6-CX1-22H	-

AC/DC	6 V	6
	12 V	12
	24 V	24
	36 V	36
	48 V	48
	110 V	110
	127 V	127
DC	220 V	220 D
AC	230 V	230 A
	380 V	380 A

3SA6-CX, selector switch, 2 positions, long handle

Selection and ordering data

Operating principle	Color	Type of contact NO	Type of contact NC	Non-illuminiated Type code	Illuminiated Type code
Momentary 90° reset from right (O — I)	Red	1	-	A6-CX1-10R-fu	A6-CX1-10R-fu-□
		-	1	A6-CX1-01R-fu	A6-CX1-01R-fu-□
		2	-	A6-CX1-20R-fu	A6-CX1-20R-fu-□
		-	2	A6-CX1-02R-fu	A6-CX1-02R-fu-□
		1	1	A6-CX1-11R-fu	A6-CX1-11R-fu-□
		2	2	A6-CX1-22R-fu	A6-CX1-22R-fu-□
	Green	1	-	A6-CX1-10G-fu	A6-CX1-10G-fu-□
		-	1	A6-CX1-01G-fu	A6-CX1-01G-fu-□
		2	-	A6-CX1-20G-fu	A6-CX1-20G-fu-□
		-	2	A6-CX1-02G-fu	A6-CX1-02G-fu-□
		1	1	A6-CX1-11G-fu	A6-CX1-11G-fu-□
		2	2	A6-CX1-22G-fu	A6-CX1-22G-fu-□
	Yellow	1	-	A6-CX1-10Y-fu	A6-CX1-10Y-fu-□
		-	1	A6-CX1-01Y-fu	A6-CX1-01Y-fu-□
		2	-	A6-CX1-20Y-fu	A6-CX1-20Y-fu-□
		-	2	A6-CX1-02Y-fu	A6-CX1-02Y-fu-□
		1	1	A6-CX1-11Y-fu	A6-CX1-11Y-fu-□
		2	2	A6-CX1-22Y-fu	A6-CX1-22Y-fu-□
	White	1	-	A6-CX1-10W-fu	A6-CX1-10W-fu-□
		-	1	A6-CX1-01W-fu	A6-CX1-01W-fu-□
		2	-	A6-CX1-20W-fu	A6-CX1-20W-fu-□
		-	2	A6-CX1-02W-fu	A6-CX1-02W-fu-□
		1	1	A6-CX1-11W-fu	A6-CX1-11W-fu-□
		2	2	A6-CX1-22W-fu	A6-CX1-22W-fu-□
	Blue	1	-	A6-CX1-10B-fu	A6-CX1-10B-fu-□
		-	1	A6-CX1-01B-fu	A6-CX1-01B-fu-□
		2	-	A6-CX1-20B-fu	A6-CX1-20B-fu-□
		-	2	A6-CX1-02B-fu	A6-CX1-02B-fu-□
		1	1	A6-CX1-11B-fu	A6-CX1-11B-fu-□
		2	2	A6-CX1-22B-fu	A6-CX1-22B-fu-□
	Black	1	-	A6-CX1-10H-fu	-
		-	1	A6-CX1-01H-fu	-
		2	-	A6-CX1-20H-fu	-
		-	2	A6-CX1-02H-fu	-
		1	1	A6-CX1-11H-fu	-
		2	2	A6-CX1-22H-fu	-



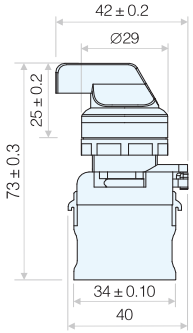

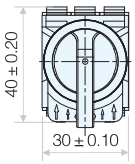

AC/DC	6 V	6
	12 V	12
	24 V	24
	36 V	36
	48 V	48
	110 V	110
	127 V	127
DC	220 V	220 D
AC	230 V	230 A
	380 V	380 A

3SA6-CXS, selector switch, 3 positions, long handle

Selection and ordering data



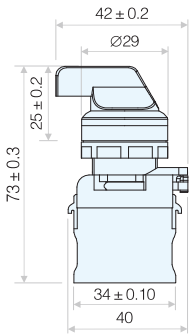

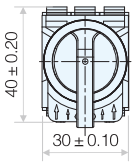

Operating principle		Color	Type of contact NO	NC	Non-illuminiated Type code	Illuminiated Type code
Maintained 2x45°	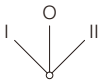	Red	1	-	A6-CXS1-10R	A6-CXS1-10R-□
			-	1	A6-CXS1-01R	A6-CXS1-01R-□
			2	-	A6-CXS1-20R	A6-CXS1-20R-□
			-	2	A6-CXS1-02R	A6-CXS1-02R-□
			1	1	A6-CXS1-11R	A6-CXS1-11R-□
			2	2	A6-CXS1-22R	A6-CXS1-22R-□
		Green	1	-	A6-CXS1-10G	A6-CXS1-10G-□
			-	1	A6-CXS1-01G	A6-CXS1-01G-□
			2	-	A6-CXS1-20G	A6-CXS1-20G-□
			-	2	A6-CXS1-02G	A6-CXS1-02G-□
			1	1	A6-CXS1-11G	A6-CXS1-11G-□
			2	2	A6-CXS1-22G	A6-CXS1-22G-□
		Yellow	1	-	A6-CXS1-10Y	A6-CXS1-10Y-□
			-	1	A6-CXS1-01Y	A6-CXS1-01Y-□
			2	-	A6-CXS1-20Y	A6-CXS1-20Y-□
			-	2	A6-CXS1-02Y	A6-CXS1-02Y-□
			1	1	A6-CXS1-11Y	A6-CXS1-11Y-□
			2	2	A6-CXS1-22Y	A6-CXS1-22Y-□
		White	1	-	A6-CXS1-10W	A6-CXS1-10W-□
			-	1	A6-CXS1-01W	A6-CXS1-01W-□
			2	-	A6-CXS1-20W	A6-CXS1-20W-□
			-	2	A6-CXS1-02W	A6-CXS1-02W-□
			1	1	A6-CXS1-11W	A6-CXS1-11W-□
			2	2	A6-CXS1-22W	A6-CXS1-22W-□
		Blue	1	-	A6-CXS1-10B	A6-CXS1-01B-□
			-	1	A6-CXS1-01B	A6-CXS1-20B-□
			2	-	A6-CXS1-20B	A6-CXS1-02B-□
			-	2	A6-CXS1-02B	A6-CXS1-11B-□
			1	1	A6-CXS1-11B	A6-CXS1-22B-□
			2	2	A6-CXS1-22B	
		Black	1	-	A6-CXS1-10H	-
			-	1	A6-CXS1-01H	-
			2	-	A6-CXS1-20H	-
			-	2	A6-CXS1-02H	-
			1	1	A6-CXS1-11H	-
			2	2	A6-CXS1-22H	-

AC/DC	6 V	6
	12 V	12
	24 V	24
	36 V	36
	48 V	48
	110 V	110
	127 V	127
DC	220 V	220 D
AC	230 V	230 A
	380 V	380 A

3SA6-CXS, selector switch, 3 positions, long handle

Selection and ordering data



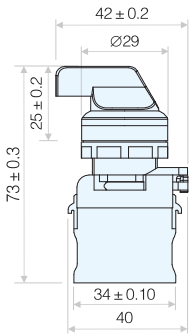

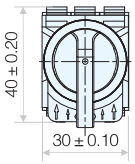

Operating principle	Color	Type of contact NO	NC	Non-illuminiated Type code	Illuminiated Type code
Momentary/Maintained 2×45° reset from left maintained to the right (I O II)	Red	1	-	A6-CXS1-10R-f	A6-CXS1-10R-f-□
		-	1	A6-CXS1-01R-f	A6-CXS1-01R-f-□
		2	-	A6-CXS1-20R-f	A6-CXS1-20R-f-□
		-	2	A6-CXS1-02R-f	A6-CXS1-02R-f-□
		1	1	A6-CXS1-11R-f	A6-CXS1-11R-f-□
		2	2	A6-CXS1-22R-f	A6-CXS1-22R-f-□
	Green	1	-	A6-CXS1-10G-f	A6-CXS1-10G-f-□
		-	1	A6-CXS1-01G-f	A6-CXS1-01G-f-□
		2	-	A6-CXS1-20G-f	A6-CXS1-20G-f-□
		-	2	A6-CXS1-02G-f	A6-CXS1-02G-f-□
		1	1	A6-CXS1-11G-f	A6-CXS1-11G-f-□
		2	2	A6-CXS1-22G-f	A6-CXS1-22G-f-□
	Yellow	1	-	A6-CXS1-10Y-f	A6-CXS1-10Y-f-□
		-	1	A6-CXS1-01Y-f	A6-CXS1-01Y-f-□
		2	-	A6-CXS1-20Y-f	A6-CXS1-20Y-f-□
		-	2	A6-CXS1-02Y-f	A6-CXS1-02Y-f-□
		1	1	A6-CXS1-11Y-f	A6-CXS1-11Y-f-□
		2	2	A6-CXS1-22Y-f	A6-CXS1-22Y-f-□
	White	1	-	A6-CXS1-10W-f	A6-CXS1-10W-f-□
		-	1	A6-CXS1-01W-f	A6-CXS1-01W-f-□
		2	-	A6-CXS1-20W-f	A6-CXS1-20W-f-□
		-	2	A6-CXS1-02W-f	A6-CXS1-02W-f-□
		1	1	A6-CXS1-11W-f	A6-CXS1-11W-f-□
		2	2	A6-CXS1-22W-f	A6-CXS1-22W-f-□
	Blue	1	-	A6-CXS1-10B-f	A6-CXS1-10B-f-□
		-	1	A6-CXS1-01B-f	A6-CXS1-01B-f-□
		2	-	A6-CXS1-20B-f	A6-CXS1-20B-f-□
		-	2	A6-CXS1-02B-f	A6-CXS1-02B-f-□
		1	1	A6-CXS1-11B-f	A6-CXS1-11B-f-□
		2	2	A6-CXS1-22B-f	A6-CXS1-22B-f-□
	Black	1	-	A6-CXS1-10H-f	-
		-	1	A6-CXS1-01H-f	-
		2	-	A6-CXS1-20H-f	-
		-	2	A6-CXS1-02H-f	-
		1	1	A6-CXS1-11H-f	-
		2	2	A6-CXS1-22H-f	-

AC/DC	6 V	6
	12 V	12
	24 V	24
	36 V	36
	48 V	48
	110 V	110
	127 V	127
DC	220 V	220 D
AC	230 V	230 A
	380 V	380 A

3SA6-CXS, selector switch, 3 positions, long handle

Selection and ordering data

Operating principle	Color	Type of contact NO	Type of contact NC	Non-illuminiated Type code	Illuminiated Type code
Maintained/Momentary 2×45° maintained to the left reset from right 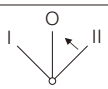	Red	1	-	A6-CXS1-10R-fu	A6-CXS1-10R-fu-□
		-	1	A6-CXS1-01R-fu	A6-CXS1-01R-fu-□
		2	-	A6-CXS1-20R-fu	A6-CXS1-20R-fu-□
		-	2	A6-CXS1-02R-fu	A6-CXS1-02R-fu-□
		1	1	A6-CXS1-11R-fu	A6-CXS1-11R-fu-□
		2	2	A6-CXS1-22R-fu	A6-CXS1-22R-fu-□
	Green	1	-	A6-CXS1-10G-fu	A6-CXS1-10G-fu-□
		-	1	A6-CXS1-01G-fu	A6-CXS1-01G-fu-□
		2	-	A6-CXS1-20G-fu	A6-CXS1-20G-fu-□
		-	2	A6-CXS1-02G-fu	A6-CXS1-02G-fu-□
		1	1	A6-CXS1-11G-fu	A6-CXS1-11G-fu-□
		2	2	A6-CXS1-22G-fu	A6-CXS1-22G-fu-□
	Yellow	1	-	A6-CXS1-10Y-fu	A6-CXS1-10Y-fu-□
		-	1	A6-CXS1-01Y-fu	A6-CXS1-01Y-fu-□
		2	-	A6-CXS1-20Y-fu	A6-CXS1-20Y-fu-□
		-	2	A6-CXS1-02Y-fu	A6-CXS1-02Y-fu-□
		1	1	A6-CXS1-11Y-fu	A6-CXS1-11Y-fu-□
		2	2	A6-CXS1-22Y-fu	A6-CXS1-22Y-fu-□
	White	1	-	A6-CXS1-10W-fu	A6-CXS1-10W-fu-□
		-	1	A6-CXS1-01W-fu	A6-CXS1-01W-fu-□
		2	-	A6-CXS1-20W-fu	A6-CXS1-20W-fu-□
		-	2	A6-CXS1-02W-fu	A6-CXS1-02W-fu-□
		1	1	A6-CXS1-11W-fu	A6-CXS1-11W-fu-□
		2	2	A6-CXS1-22W-fu	A6-CXS1-22W-fu-□
	Blue	1	-	A6-CXS1-10B-fu	A6-CXS1-10B-fu-□
		-	1	A6-CXS1-01B-fu	A6-CXS1-01B-fu-□
		2	-	A6-CXS1-20B-fu	A6-CXS1-20B-fu-□
		-	2	A6-CXS1-02B-fu	A6-CXS1-02B-fu-□
		1	1	A6-CXS1-11B-fu	A6-CXS1-11B-fu-□
		2	2	A6-CXS1-22B-fu	A6-CXS1-22B-fu-□
	Black	1	-	A6-CXS1-10H-fu	-
		-	1	A6-CXS1-01H-fu	-
		2	-	A6-CXS1-20H-fu	-
		-	2	A6-CXS1-02H-fu	-
		1	1	A6-CXS1-11H-fu	-
		2	2	A6-CXS1-22H-fu	-



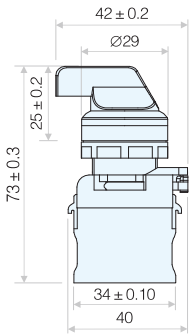

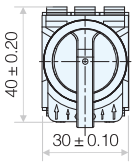

AC/DC	6 V	6
	12 V	12
	24 V	24
	36 V	36
	48 V	48
	110 V	110
	127 V	127
DC	220 V	220 D
AC	230 V	230 A
	380 V	380 A

3SA6-CXS, selector switch, 3 positions, long handle

Selection and ordering data



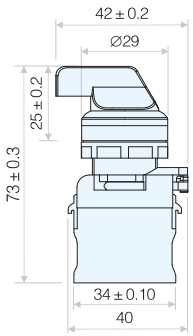

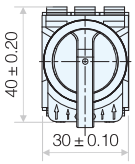

Operating principle	Color	Type of contact NO	Type of contact NC	Non-illuminiated Type code	Illuminiated Type code
Maintained 2×45° reset from left + right 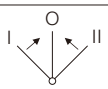	Red	1	-	A6-CXS1-10R-ffu	A6-CXS1-10R-ffu-□
		-	1	A6-CXS1-01R-ffu	A6-CXS1-01R-ffu-□
		2	-	A6-CXS1-20R-ffu	A6-CXS1-20R-ffu-□
		-	2	A6-CXS1-02R-ffu	A6-CXS1-02R-ffu-□
		1	1	A6-CXS1-11R-ffu	A6-CXS1-11R-ffu-□
		2	2	A6-CXS1-22R-ffu	A6-CXS1-22R-ffu-□
	Green	1	-	A6-CXS1-10G-ffu	A6-CXS1-10G-ffu-□
		-	1	A6-CXS1-01G-ffu	A6-CXS1-01G-ffu-□
		2	-	A6-CXS1-20G-ffu	A6-CXS1-20G-ffu-□
		-	2	A6-CXS1-02G-ffu	A6-CXS1-02G-ffu-□
		1	1	A6-CXS1-11G-ffu	A6-CXS1-11G-ffu-□
		2	2	A6-CXS1-22G-ffu	A6-CXS1-22G-ffu-□
	Yellow	1	-	A6-CXS1-10Y-ffu	A6-CXS1-10Y-ffu-□
		-	1	A6-CXS1-01Y-ffu	A6-CXS1-01Y-ffu-□
		2	-	A6-CXS1-20Y-ffu	A6-CXS1-20Y-ffu-□
		-	2	A6-CXS1-02Y-ffu	A6-CXS1-02Y-ffu-□
		1	1	A6-CXS1-11Y-ffu	A6-CXS1-11Y-ffu-□
		2	2	A6-CXS1-22Y-ffu	A6-CXS1-22Y-ffu-□
	White	1	-	A6-CXS1-10W-ffu	A6-CXS1-10W-ffu-□
		-	1	A6-CXS1-01W-ffu	A6-CXS1-01W-ffu-□
		2	-	A6-CXS1-20W-ffu	A6-CXS1-20W-ffu-□
		-	2	A6-CXS1-02W-ffu	A6-CXS1-02W-ffu-□
		1	1	A6-CXS1-11W-ffu	A6-CXS1-11W-ffu-□
		2	2	A6-CXS1-22W-ffu	A6-CXS1-22W-ffu-□
	Blue	1	-	A6-CXS1-10B-ffu	A6-CXS1-10B-ffu-□
		-	1	A6-CXS1-01B-ffu	A6-CXS1-01B-ffu-□
		2	-	A6-CXS1-20B-ffu	A6-CXS1-20B-ffu-□
		-	2	A6-CXS1-02B-ffu	A6-CXS1-02B-ffu-□
		1	1	A6-CXS1-11B-ffu	A6-CXS1-11B-ffu-□
		2	2	A6-CXS1-22B-ffu	A6-CXS1-22B-ffu-□
	Black	1	-	A6-CXS1-10H-ffu	-
		-	1	A6-CXS1-01H-ffu	-
		2	-	A6-CXS1-20H-ffu	-
		-	2	A6-CXS1-02H-ffu	-
		1	1	A6-CXS1-11H-ffu	-
		2	2	A6-CXS1-22H-ffu	-

AC/DC	6 V	6
	12 V	12
	24 V	24
	36 V	36
	48 V	48
	110 V	110
	127 V	127
DC	220 V	220 D
AC	230 V	230 A
	380 V	380 A

3SA6-Y, key-operated selector switch, 2 positions

Selection and ordering data



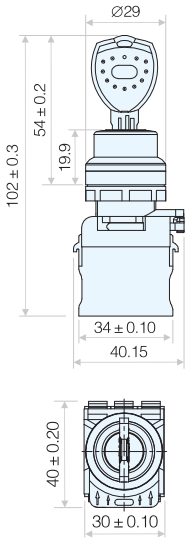

Operating principle		Switch position for key removal	Type of contact NO	NC	Illuminiated Type code
Maintained 90°	O I	O	1	-	A6-Y1-10-K0
			-	1	A6-Y1-01-K0
			2	-	A6-Y1-20-K0
			-	2	A6-Y1-02-K0
			1	1	A6-Y1-11-K0
			2	2	A6-Y1-22-K0
	O I	I	1	-	A6-Y1-10-K1
			-	1	A6-Y1-01-K1
			2	-	A6-Y1-20-K1
			-	2	A6-Y1-02-K1
			1	1	A6-Y1-11-K1
			2	2	A6-Y1-22-K1
	O I	O + I	1	-	A6-Y1-10-K01
			-	1	A6-Y1-01-K01
			2	-	A6-Y1-20-K01
			-	2	A6-Y1-02-K01
			1	1	A6-Y1-11-K01
			2	2	A6-Y1-22-K01
Momentary 90° reset from right	O I	O	1	-	A6-Y1-10-fu-K0
			-	1	A6-Y1-01-fu-K0
			2	-	A6-Y1-20-fu-K0
			-	2	A6-Y1-02-fu-K0
			1	1	A6-Y1-11-fu-K0
			2	2	A6-Y1-22-fu-K0

3SA6-Y, key-operated selector switch, 3 positions

Selection and ordering data



Operating principle		Switch position for key removal	Type of contact NO	NC	Illuminiated Type code
Maintained 2×45°	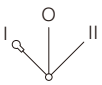	I	1	-	A6-YS1-10-K1
			-	1	A6-YS1-01-K1
			2	-	A6-YS1-20-K1
			-	2	A6-YS1-02-K1
			1	1	A6-YS1-11-K1
			2	2	A6-YS1-22-K1
	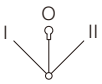	O	1	-	A6-YS1-10-K0
			-	1	A6-YS1-01-K0
			2	-	A6-YS1-20-K0
			-	2	A6-YS1-02-K0
			1	1	A6-YS1-11-K0
			2	2	A6-YS1-22-K0
	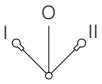	II	1	-	A6-YS1-10-K2
			-	1	A6-YS1-01-K2
			2	-	A6-YS1-20-K2
			-	2	A6-YS1-02-K2
			1	1	A6-YS1-11-K2
			2	2	A6-YS1-22-K2
	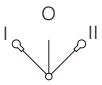	I + II	1	-	A6-YS1-10-K12
			-	1	A6-YS1-01-K12
			2	-	A6-YS1-20-K12
			-	2	A6-YS1-02-K12
			1	1	A6-YS1-11-K12
			2	2	A6-YS1-22-K12
	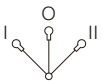	I + O + II	1	-	A6-YS1-10-K102
			-	1	A6-YS1-01-K102
			2	-	A6-YS1-20-K102
			-	2	A6-YS1-02-K102
			1	1	A6-YS1-11-K102
			2	2	A6-YS1-22-K102
Momentary/Maintained 2×45° maintained to position II reset from position I	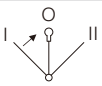	O	1	-	A6-YS1-10-f-K0
			-	1	A6-YS1-01-f-K0
			2	-	A6-YS1-20-f-K0
			-	2	A6-YS1-02-f-K0
			1	1	A6-YS1-11-f-K0
			2	2	A6-YS1-22-f-K0
Momentary/Maintained 2×45° maintained to position II reset from position I	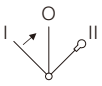	II	1	-	A6-YS1-10-f-K2
			-	1	A6-YS1-01-f-K2
			2	-	A6-YS1-20-f-K2
			-	2	A6-YS1-02-f-K2
			1	1	A6-YS1-11-f-K2
			2	2	A6-YS1-22-f-K2
Maintained/Momentary 2×45° maintained to position I reset from position II	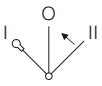	I	1	-	A6-YS1-10-fu-K1
			-	1	A6-YS1-01-fu-K1
			2	-	A6-YS1-20-fu-K1
			-	2	A6-YS1-02-fu-K1
			1	1	A6-YS1-11-fu-K1
			2	2	A6-YS1-22-fu-K1
Maintained/Momentary 2×45° maintained to position I reset from position II	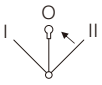	O	1	-	A6-YS1-10-fu-K0
			-	1	A6-YS1-01-fu-K0
			2	-	A6-YS1-20-fu-K0
			-	2	A6-YS1-02-fu-K0
			1	1	A6-YS1-11-fu-K0
			2	2	A6-YS1-22-fu-K0
Momentary 2×45° reset to position O	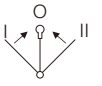	O	1	-	A6-YS1-10-ffu-K0
			-	1	A6-YS1-01-ffu-K0
			2	-	A6-YS1-20-ffu-K0
			-	2	A6-YS1-02-ffu-K0
			1	1	A6-YS1-11-ffu-K0
			2	2	A6-YS1-22-ffu-K0

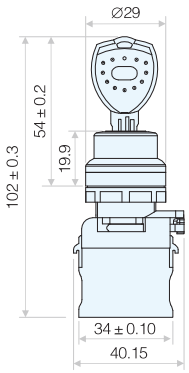

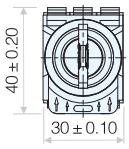

Selection and ordering data

Model	Diameter	Voltage	Color	Type code	Order code
AD22-22BS	Ø22	21 DC/AC 6 V	Red	AD22-22BS21R	**35549**
			Green	AD22-22BS21G	**35550**
			Yellow	AD22-22BS21Y	**35551**
			White	AD22-22BS21W	**35552**
			Blue	AD22-22BS21B	**35553**
		22 DC/AC 12 V	Red	AD22-22BS22R	**35554**
			Green	AD22-22BS22G	**35555**
			Yellow	AD22-22BS22Y	**35556**
			White	AD22-22BS22W	**35557**
			Blue	AD22-22BS22B	**35558**
		23 DC/AC 24 V	Red	AD22-22BS23R	**35559**
			Green	AD22-22BS23G	**35560**
			Yellow	AD22-22BS23Y	**35561**
			White	AD22-22BS23W	**35562**
			Blue	AD22-22BS23B	**35563**
		24 DC/AC 36 V	Red	AD22-22BS24R	**35564**
			Green	AD22-22BS24G	**35565**
			Yellow	AD22-22BS24Y	**35566**
			White	AD22-22BS24W	**35567**
			Blue	AD22-22BS24B	**35568**
		25 DC/AC 48 V	Red	AD22-22BS25R	**35569**
			Green	AD22-22BS25G	**35570**
			Yellow	AD22-22BS25Y	**35571**
			White	AD22-22BS25W	**35572**
			Blue	AD22-22BS25B	**35573**
		26 DC/AC 110 V	Red	AD22-22BS26R	**35574**
			Green	AD22-22BS26G	**35575**
			Yellow	AD22-22BS26Y	**35576**
			White	AD22-22BS26W	**35577**
			Blue	AD22-22BS26B	**35578**
		27 DC/AC 127V	Red	AD22-22BS27R	**35579**
			Green	AD22-22BS27G	**35580**
			Yellow	AD22-22BS27Y	**35581**
			White	AD22-22BS27W	**35582**
			Blue	AD22-22BS27B	**35583**
		28 DC 220 V	Red	AD22-22BS28R	**35584**
			Green	AD22-22BS28G	**35585**
			Yellow	AD22-22BS28Y	**35586**
			White	AD22-22BS28W	**35587**
			Blue	AD22-22BS28B	**35588**
		31 AC 220 V	Red	AD22-22BS31R	**35589**
			Green	AD22-22BS31G	**35590**
			Yellow	AD22-22BS31Y	**35591**
			White	AD22-22BS31W	**35592**
			Blue	AD22-22BS31B	**35593**
		32 AC 380 V	Red	AD22-22BS32R	**35594**
			Green	AD22-22BS32G	**35595**
			Yellow	AD22-22BS32Y	**35596**
			White	AD22-22BS32W	**35597**
			Blue	AD22-22BS32B	**35598**



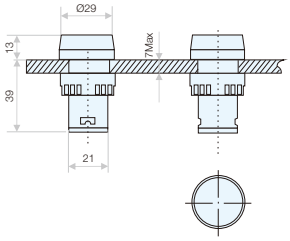

Series AD22 LED

Selection and ordering data

Model	Diameter	Voltage	Color	Type code	Order code
AD22-22DS	Ø22	21 DC/AC 6 V	Red	AD22-22DS21R	**35649**
			Green	AD22-22DS21G	**35650**
			Yellow	AD22-22DS21Y	**35651**
			White	AD22-22DS21W	**35652**
			Blue	AD22-22DS21B	**35653**
		22 DC/AC 12 V	Red	AD22-22DS22R	**35654**
			Green	AD22-22DS22G	**35655**
			Yellow	AD22-22DS22Y	**35656**
			White	AD22-22DS22W	**35657**
			Blue	AD22-22DS22B	**35658**
		23 DC/AC 24 V	Red	AD22-22DS23R	**35659**
			Green	AD22-22DS23G	**35660**
			Yellow	AD22-22DS23Y	**35661**
			White	AD22-22DS23W	**35662**
			Blue	AD22-22DS23B	**35663**
		24 DC/AC 36 V	Red	AD22-22DS24R	**35664**
			Green	AD22-22DS24G	**35665**
			Yellow	AD22-22DS24Y	**35666**
			White	AD22-22DS24W	**35667**
			Blue	AD22-22DS24B	**35668**
		25 DC/AC 48 V	Red	AD22-22DS25R	**35669**
			Green	AD22-22DS25G	**35670**
			Yellow	AD22-22DS25Y	**35671**
			White	AD22-22DS25W	**35672**
			Blue	AD22-22DS25B	**35673**
		26 DC/AC 110 V	Red	AD22-22DS26R	**35674**
			Green	AD22-22DS26G	**35675**
			Yellow	AD22-22DS26Y	**35676**
			White	AD22-22DS26W	**35677**
			Blue	AD22-22DS26B	**35678**
		27 DC/AC 127V	Red	AD22-22DS27R	**35679**
			Green	AD22-22DS27G	**35680**
			Yellow	AD22-22DS27Y	**35681**
			White	AD22-22DS27W	**35682**
			Blue	AD22-22DS27B	**35683**
		28 DC 220 V	Red	AD22-22DS28R	**35684**
			Green	AD22-22DS28G	**35685**
			Yellow	AD22-22DS28Y	**35686**
			White	AD22-22DS28W	**35687**
			Blue	AD22-22DS28B	**35688**
		31 AC 220 V	Red	AD22-22DS31R	**35689**
			Green	AD22-22DS31G	**35690**
			Yellow	AD22-22DS31Y	**35691**
			White	AD22-22DS31W	**35692**
			Blue	AD22-22DS31B	**35693**
		32 AC 380 V	Red	AD22-22DS32R	**35694**
			Green	AD22-22DS32G	**35695**
			Yellow	AD22-22DS32Y	**35696**
			White	AD22-22DS32W	**35697**
			Blue	AD22-22DS32B	**35698**



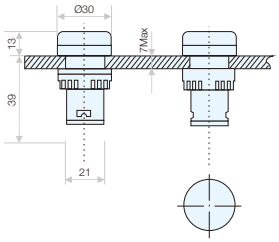

Selection and ordering data

Model	Diameter	Voltage	Color	Type code	Order code
AD22-22D	Ø22	21 DC/AC 6 V	Red	AD22-22D21R	**35899**
			Green	AD22-22D21G	**35900**
			Yellow	AD22-22D21Y	**35901**
			White	AD22-22D21W	**35902**
			Blue	AD22-22D21B	**35903**
		22 DC/AC 12 V	Red	AD22-22D22R	**35904**
			Green	AD22-22D22G	**35905**
			Yellow	AD22-22D22Y	**35906**
			White	AD22-22D22W	**35907**
			Blue	AD22-22D22B	**35908**
		23 DC/AC 24 V	Red	AD22-22D23R	**35909**
			Green	AD22-22D23G	**35910**
			Yellow	AD22-22D23Y	**35911**
			White	AD22-22D23W	**35912**
			Blue	AD22-22D23B	**35913**
		24 DC/AC 36 V	Red	AD22-22D24R	**35914**
			Green	AD22-22D24G	**35915**
			Yellow	AD22-22D24Y	**35916**
			White	AD22-22D24W	**35917**
			Blue	AD22-22D24B	**35918**
		25 DC/AC 48 V	Red	AD22-22D25R	**35919**
			Green	AD22-22D25G	**35920**
			Yellow	AD22-22D25Y	**35921**
			White	AD22-22D25W	**35922**
			Blue	AD22-22D25B	**35923**
		26 DC/AC 110 V	Red	AD22-22D26R	**35924**
			Green	AD22-22D26G	**35925**
			Yellow	AD22-22D26Y	**35926**
			White	AD22-22D26W	**35927**
			Blue	AD22-22D26B	**35928**
		27 DC/AC 127V	Red	AD22-22D27R	**35929**
			Green	AD22-22D27G	**35930**
			Yellow	AD22-22D27Y	**35931**
			White	AD22-22D27W	**35932**
			Blue	AD22-22D27B	**35933**
		28 DC 220 V	Red	AD22-22D28R	**35934**
			Green	AD22-22D28G	**35935**
			Yellow	AD22-22D28Y	**35936**
			White	AD22-22D28W	**35937**
			Blue	AD22-22D28B	**35938**
		31 AC 220 V	Red	AD22-22D31R	**35939**
			Green	AD22-22D31G	**35940**
			Yellow	AD22-22D31Y	**35941**
			White	AD22-22D31W	**35942**
			Blue	AD22-22D31B	**35943**
		32 AC 380 V	Red	AD22-22D32R	**35944**
			Green	AD22-22D32G	**35945**
			Yellow	AD22-22D32Y	**35946**
			White	AD22-22D32W	**35947**
			Blue	AD22-22D32B	**35948**



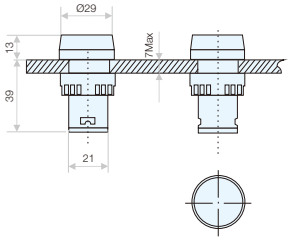

Series AD22 LED

Selection and ordering data

Model	Diameter	Voltage	Color	Type code	Order code
AD22C-Ø8	Ø8	DC 6 V	Red	AD22B-8D6R	**34974**
			Green	AD22B-8D6G	**34975**
			Yellow	AD22B-8D6Y	**34976**
			White	AD22B-8D6W	**34977**
			Blue	AD22B-8D6B	**34978**
		DC 12 V	Red	AD22B-8D12R	**35014**
			Green	AD22B-8D12G	**35015**
			Yellow	AD22B-8D12Y	**35016**
			White	AD22B-8D12W	**35017**
			Blue	AD22B-8D12B	**35018**
		DC 24 V	Red	AD22B-8D24R	**35054**
			Green	AD22B-8D24G	**35055**
			Yellow	AD22B-8D24Y	**35056**
			White	AD22B-8D24W	**35057**
			Blue	AD22B-8D24B	**35058**
		DC 36 V	Red	AD22B-8D36R	**35094**
			Green	AD22B-8D36G	**35095**
			Yellow	AD22B-8D36Y	**35096**
			White	AD22B-8D36W	**35097**
			Blue	AD22B-8D36B	**35098**
		DC 48 V	Red	AD22B-8D48R	**35134**
			Green	AD22B-8D48G	**35135**
			Yellow	AD22B-8D48Y	**35136**
			White	AD22B-8D48W	**35137**
			Blue	AD22B-8D48B	**35138**
		DC 110 V	Red	AD22B-8D110R	**35174**
			Green	AD22B-8D110G	**35175**
			Yellow	AD22B-8D110Y	**35176**
			White	AD22B-8D110W	**35177**
			Blue	AD22B-8D110B	**35178**
		DC 120 V	Red	AD22B-8D120R	**35214**
			Green	AD22B-8D120G	**35215**
			Yellow	AD22B-8D120Y	**35216**
			White	AD22B-8D120W	**35217**
			Blue	AD22B-8D120B	**35218**
		DC 220 V	Red	AD22B-8D220R	**35254**
			Green	AD22B-8D220G	**35255**
			Yellow	AD22B-8D220Y	**35256**
			White	AD22B-8D220W	**35257**
			Blue	AD22B-8D220B	**35258**
		DC 230 V	Red	AD22B-8D230R	**35294**
			Green	AD22B-8D230G	**35295**
			Yellow	AD22B-8D230Y	**35296**
			White	AD22B-8D230W	**35297**
			Blue	AD22B-8D230B	**35298**



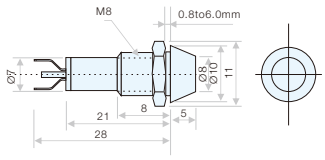

Selection and ordering data

Model	Diameter	Color	Voltage	Type code	Order code
AD22-22Drg double color	Ø22	● - ● Red - Green	23 DC/AC 24 V	AD22-22DRG23RG	**35999**
			24 DC/AC 36 V	AD22-22DRG24RG	**36000**
			25 DC/AC 48 V	AD22-22DRG25RG	**36001**
			26 DC/AC 110 V	AD22-22DRG26RG	**36002**
			27 DC/AC 127 V	AD22-22DRG27RG	**36003**
			28 DC 220 V	AD22-22DRG28RG	**36004**
			31 DC 220 V	AD22-22DRG31RG	**36005**
			32 DC 380 V	AD22-22DRG32RG	**36006**
		● - ● Red - Yellow	23 DC/AC 24 V	AD22-22DRG23RY	**36007**
			24 DC/AC 36 V	AD22-22DRG24RY	**36008**
			25 DC/AC 48 V	AD22-22DRG25RY	**36009**
			26 DC/AC 110 V	AD22-22DRG26RY	**36010**
			27 DC/AC 127 V	AD22-22DRG27RY	**36011**
			28 DC 220 V	AD22-22DRG28RY	**36012**
			31 DC 220 V	AD22-22DRG31RY	**36013**
			32 DC 380 V	AD22-22DRG32RY	**36014**



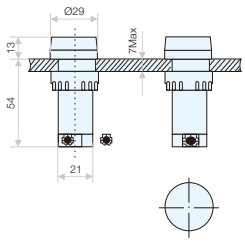

Model	Diameter	Color	Voltage	Type code	Order code
AD22-22M Buzzer 80 Decibel 10 cm 15-20 mA	Ø22	● Black	23 DC/AC 24 V	AD22-22MK23	**36015**
			24 DC/AC 36 V	AD22-22MK24	**36016**
			25 DC/AC 48 V	AD22-22MK25	**36017**
			26 DC/AC 110 V	AD22-22MK26	**36018**
			27 DC/AC 127 V	AD22-22MK27	**36019**
			28 DC 220 V	AD22-22MK28	**36020**
			31 DC 220 V	AD22-22MK31	**36021**
			32 DC 380 V	AD22-22MK32	**36022**
		● Red	23 DC/AC 24 V	AD22-22MR23	**36023**
			24 DC/AC 36 V	AD22-22MR24	**36024**
			25 DC/AC 48 V	AD22-22MR25	**36025**
			26 DC/AC 110 V	AD22-22MR26	**36026**
			27 DC/AC 127 V	AD22-22MR27	**36027**
			28 DC 220 V	AD22-22MR28	**36028**
			31 DC 220 V	AD22-22MR31	**36029**
			32 DC 380 V	AD22-22MR32	**36030**





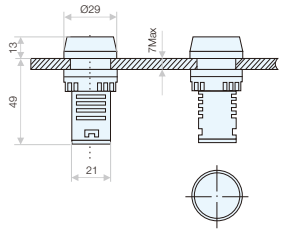

Selection and ordering data

3SA10 series control station

	Scheme	Description	Weight (kg)	Marking on legend	Marking on button	Type code	Order code
	Start-Stop functions (Light grey lid with dark grey base)						
 3SA10-B103	N/O	1 green flush pushbutton spring return	0.120	Start	—	3SA10-B101H29	**32889**
	+		0.120	—	I	3SA10-B102	**32890**
	N/C 		0.120	—	Start	3SA10-B103	**32891**
	N/C	1 red flush pushbutton spring return	0.120	Stop	—	3SA10-B111H29	**32892**
			0.120	—	Stop	3SA10-B112	**32893**
			0.120	—	O	3SA10-B114	**32894**
 3SA10-B112	N/C 	1 red mushroom head pushbutton,Ø40 mm spring return	0.120	Emergency stop	—	3SA10-B164H29	**32895**
	Emergency stop functions (Yellow lid with dark grey base)						
 3SA10-J174	N/C 	1 red mushroom head pushbutton,Ø40 mm, latching Turn to release	0.14	Stop		3SA10-J174	**32896**
	N/C 	1 red mushroom head pushbutton,Ø40 mm, latching	0.17	Unmarked		3SA10-J184	**32897**
 3SA10-J184	**Emergency stop functions with (Yellow lid with dark grey base)**						
		1 red mushroom head pushbutton,Ø40 mm, latching Turn to release	0.14	Unmarked		3SA10-J178	**32898**
 3SA10-J174H29	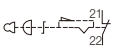	1 red mushroom head pushbutton,Ø40 mm, latching	0.17	Unmarked		3SA10-J188	**32899**

Selection and ordering data

3SA10 series control station

	Scheme	Description	Weight (kg)	Marking on legend	Marking on button	Type code	Order code
	Start-Stop functions (Light grey lid with dark grey base)						
 3SA10-B211H29	N/O + N/C 	2 spring return pushbutton 1 flush green 1 flush red	0.165	Start	—	3SA10-B211H29	**32900**
				Stop	—		
				—	I	3SA10-B213	**32901**
				—	O		
				—	Start	3SA10-B215	**32902**
				—	Stop		
 3SA10-B213	N/O 	1 selector switch 2 position stay put standard black handle	0.125	Start	—	3SA10-B132H29	**32903**
				Stop	—		
				O	—	3SA10-B134	**32904**
				I	—		
	N/C 	1 selector switch key operated (key n°455) 2 position stay put key withdrawal from LH position	0.150	Start	—	3SA10-B142H29	**32905**
				Stop	—		
				O	—	3SA10-B144	**32906**
				I	—		
 3SA10-B132H29							
	Start-Stop functions with pilot light (Light grey lid with dark grey base)						
	N/O + N/C 	1 red pilot light Direct supply≤130V Bulb not included (1) + 2 spring return pushbuttons 1 flush green 1 flush red	0.200	Start	—	3SA10-B361H29	**32907**
				Stop	—		
				—	I	3SA10-B363	**32908**
				—	O		
				—	Start	3SA10-B366	**32909**
				—	Stop		
 3SA10-B142H29							
	N/O + N/C 	1 red pilot light,230V Supply direct through resistor Bulb with BA 9s base fitting-130V (included) + 2 spring return pushbuttons 1 flush green 1 flush red	0.205	Start	—	3SA10-B371H29	**32910**
				Stop	—		
				—	I	3SA10-B373	**32911**
				—	O		
				—	Start	3SA10-B376	**32912**
				—	Stop		
 3SA10-B361H29							
 3SA10-B373							

(1) Bulb types for use with direct supply:
-incandescent bulb, BA 9s base fitting: U≤130V, maximum power 2.6W, maximum length: 28 mm,
-neon bulb, BA 9s base fitting:110V≤U≤380V.

Selection and ordering data

3SP series control station

	Contact blocks and scheme per direction for "Emergency stop"		Number of operators	Functions	Type code	Order code
	For control of single-speed motors					
 3SP-A471	ZB2-BE101 		4 mechanically interlocked between pairs	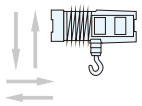	3SP-471	**12699**
	ZB2-BE102 + ZB2-BE101 				3SP-481	**12700**
	ZB2-BE101 	ZB2-BE102 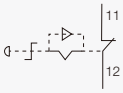	4 mechanically interlocked between pairs +1		3SP-4713	**12702**
	ZB2-BE102 + ZB2-BE101 	ZB2-BE102 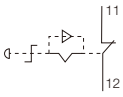	trigger action latching "Emergency stop" Ø40mm operator ZA2-BS54		3SP-4813	**12703**
 3SP-A671	ZB2-BE101 		6 mechanically interlocked between pairs	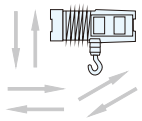	3SP-671	**12705**
	ZB2-BE102 + ZB2-BE101 				3SP-681	**12706**
	ZB2-BE101 	ZB2-BE102 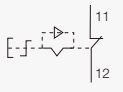	6 mechanically interlocked between pairs +1		3SP-6713	**12708**
	ZB2-BE102 + ZB2-BE101 	ZB2-BE102 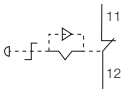	trigger action latching "Emergency stop" Ø40mm operator ZA2-BS44		3SP-6813	**12709**
 3SP-A6713	ZB2-BE101 		6 mechanically interlocked between pairs	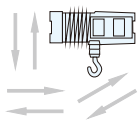	3SP-871	**12711**
	ZB2-BE102 + ZB2-BE101 				3SP-881	**12712**
	ZB2-BE101 	ZB2-BE102 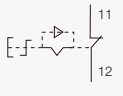	6 mechanically interlocked between pairs +1		3SP-8713	**12714**
	ZB2-BE102 + ZB2-BE101 	ZB2-BE102 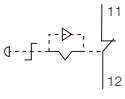	trigger action latching "Emergency stop" Ø40mm operator ZA2-BS44		3SP-8813	**12715**
 3SP-A871						

Selection and ordering data

3SP series control station

	Contact blocks and scheme per direction for "Emergency stop"	Number of operators	Functions	Type code	Order code
	For control of 2-speed motors				
 3SP-A2713	ZB2-BE101 	2 mechanically interlocked	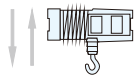	3SP-271	**12693**
	ZB2-BE102 + ZB2-BE101 			3SP-281	**12694**
	ZB2-BE101 ZB2-BE102 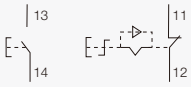	2 mechanically interlocked +1 trigger action latching "Emergency stop" Ø30mm operator ZA2-BS44		3SP-2713	**12696**
	ZB2-BE102 + ZB2-BE101 ZB2-BE102 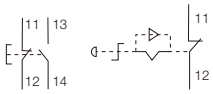			3SP-2813	**12697**
 3SP-A291	1N/C+NO+NO staggered XEN-G1191 	2 mechanically interlocked	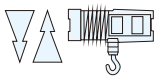	3SP-291	**12695**
	1N/C+NO+NO staggered XEN-G1191 1N/C ZB2-BE102 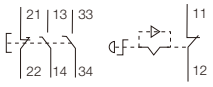	2 mechanically interlocked +1 trigger action latching "Emergency stop" Ø30mm operator ZA2-BS44		3SP-2913	**12698**
 3SP-A491	1N/C+NO+NO staggered XEN-G1191 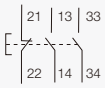	4 mechanically interlocked between pairs	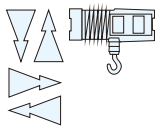	3SP-491	**12701**
	1N/C+NO+NO staggered XEN-G1191 1N/C ZB2-BE102 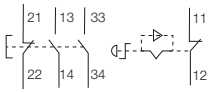	4 mechanically interlocked between pairs +1 trigger action latching "Emergency stop" Ø40mm operator ZA2-BS44		3SP-4913	**12704**
 3SP-A691	1N/C+NO+NO staggered XEN-G1191 1N/C102(b)  1N/C ZB2-BE102 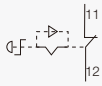	4 mechanically interlocked between pairs +1 trigger action latching "Emergency stop" Ø40mm operator ZA2-BS44	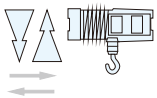	3SP-4923	**32913**
	1N/C+NO+NO staggered XEN-G1191 	6 mechanically interlocked	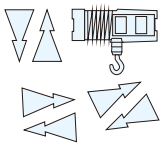	3SP-691	**12707**
	1N/C+NO+NO staggered XEN-G1191 1N/C ZB2-BE102 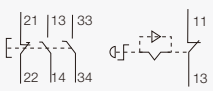	6 mechanically interlocked +1 trigger actionlatching "Emergency stop" Ø40mm operator ZA2-BS44		3SP-6913	**12710**

Selection and ordering data

BS series control station



No. of phase	Applicable motor capacity at 220V (kw)	Rated current In (A)	Function	Type code	Order code	Overall dimensions (MM)
2	0.75	10	ON/OFF	BS-211	**32914**	90×44×49
2	2.2	15	ON/OFF	BS-216	**32915**	93×53×54
2	3	30	ON/OFF	BS-230	**32916**	112×62×56

4

HJ9 Plastic enclosure





The number of operating holes	Color	Type code	Order code
1	● Yellow	HJ9-1Y	**32917**
2	● Yellow	HJ9-2Y	**32918**
3	● Yellow	HJ9-3Y	**32919**
4	● Yellow	HJ9-4Y	**32920**
5	● Yellow	HJ9-5Y	**32921**
6	● Yellow	HJ9-6Y	**32922**
1	○ White	HJ9-1W	**32923**
2	○ White	HJ9-2W	**32924**
3	○ White	HJ9-3W	**32925**
4	○ White	HJ9-4W	**32926**
5	○ White	HJ9-5W	**32927**
6	○ White	HJ9-6W	**32928**

Applicable range

General purpose micro switches may be used in AC control circuits of 50 or 60 Hz, with a voltage up to 380 V and a rated control capacity of 100 VA or in DC control circuits with a voltage up to 220 V and a rated control capacity of 10 W.

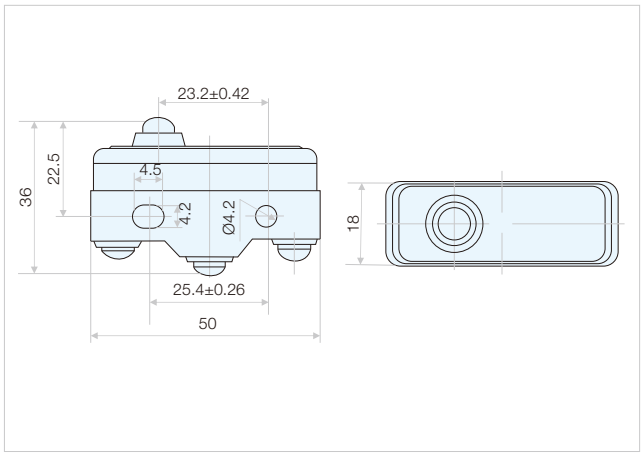





LXW5-11Z



LXW5-11M

LXW5

Rated Voltage (V)		Rated controlled capacity	Rated heating current (A)	No.of Contacts	
				NO	CO
AC	380	AC 100 VA	10	1	1
	220	AC 100 VA	10	1	1
	110	AC 100 VA	10	1	1
DC	220	DC 10 W	10	1	1
	110	DC 10 W	10	1	1
	24	DC 10 W	10	1	1



LXW5-11Q1



LXW5-11Q2



LXW5-11D



LXW5-11G1



LXW5-11G2



LXW5-11G3



LXW5-11N1



LXW5-11N2

Characteristics

Type				Actuating force N	Reset force N	Repetition accuracy mm
General purpose	General purpose protective type	Heavy current	Heavy current protective type			
LXW5-11Z	LXW5-11Z/F	LXW5-11Z/L	LXW5-11Z/FL	2-3.5	> 1	± 0.03
LXW5-11D	LXW5-11D/F	LXW5-11D/L	LXW5-11D/FL	2-3.8	> 1	± 0.05
LXW5-11M	LXW5-11M/F	LXW5-11M/L	LXW5-11M/FL	2-3.8	> 1	± 0.05
LXW5-11Q1	LXW5-11Q1/F	LXW5-11Q1/L	LXW5-11Q1/FL	2-3.8	> 1	± 0.05
LXW5-11Q2	LXW5-11Q2/F	LXW5-11Q2/L	LXW5-11Q2/FL	2-3.8	> 1	± 0.05
LXW5-11N1	LXW5-11N1/F	LXW5-11N1/L	LXW5-11N1/FL	0.3-0.8	> 0.15	± 0.05
LXW5-11N2	LXW5-11N2/F	LXW5-11N2/L	LXW5-11N2/FL	0.5-1	> 0.25	± 0.05
LXW5-11G1	LXW5-11G1/F	LXW5-11G1/L	LXW5-11G1/FL	0.35-0.85	> 0.15	± 0.05
LXW5-11G2	LXW5-11G2/F	LXW5-11G2/L	LXW5-11G2/FL	0.8-1.6	> 0.25	± 0.05
LXW5-11G3	LXW5-11G3/F	LXW5-11G3/L	LXW5-11G3/FL	0.4-0.9	> 0.2	± 0.05

Micro Switches
Series AZ

Applicable range

General purpose micro switches may be used in AC control circuits of 50 or 60 Hz, with a voltage up to 380 V and a rated control capacity of 100 VA or in DC control circuits with a voltage up to 220 V and a rated control capacity of 10 W.

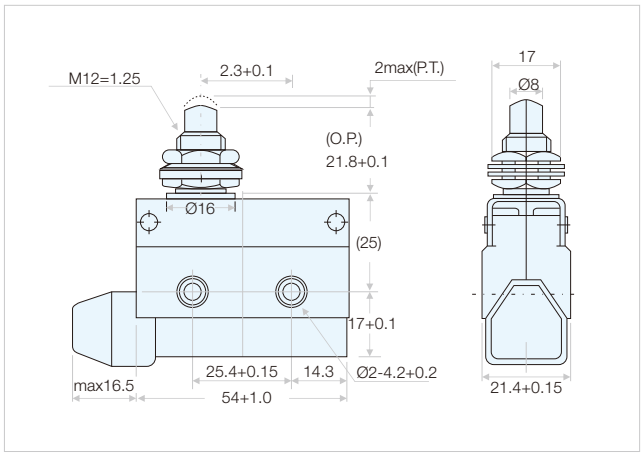





AZ-7110



AZ-7120

Features

- Side mount switches
- Momentary contacts
- Wide choice of heads and actuators
- Sealed actuators
- Completely sealed construction
- Plastic sealed housing



AZ-7121



AZ-7124



AZ-7141



AZ-7144



AZ-7166



AZ-7310



AZ-7311



AZ-7312

Characteristics

	Non-inductive load (A)				Inductive load (A)			
Rated voltage (V)	Resistive load		Lamp load		Inductive load		Motor load	
	N.C.	N.O.	N.C.	N.O.	N.C.	N.O.	N.C.	N.O.
125 V AC	10		3	1.5	10		5	2.5
250 V AC	10		2.5	1.25	10		3	1.5
480 V AC	3		1.5	0.75	2.5		1.5	0.75
8 V AC	10		3	1.5	6		6	5
14 V DC	10		3	1.5	6		6	5
30 V DC	8		3	1.5	6		5	2.5
125 V DC	0.5		0.4	0.4	0.05		0.05	0.05
250 V DC	0.25		0.2	0.2	0.03		0.03	0.03

Applicable range

Limit switches are ideal electrical control switches. They feature compact structure, nice appearance, excellent performance, reliable action, easy installation, operation, maintenance and adjustment. At Sassin we have a variety of limit switches so you can find the limit switch that fits yourindividual needs.
The switches are applicable to AC control circuits of 50 to 60 Hz, with a voltage up to 500 V or DC control circuits with a voltage up to 250 V, and a current up to 15 A to convert a mechanical signal into an electrical signal for the purpose of controlling mechanical movement or performing sequential control.

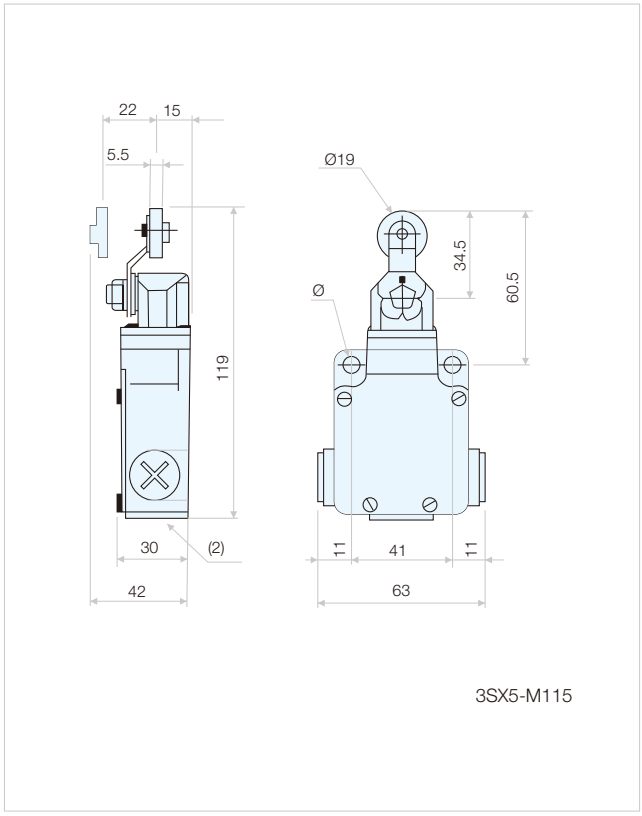

3SX5-M115





3SX5-M102



3SX5-M110



3SX5-M115



3SX5-M121

2-pole contact terminal Quick / 2-pole contact terminal Slow	3SX5-M model,metal,three line incoming mouths.				
	Metal head direct acting type	**Steel-roller direct-acting type**	**Thermoplastic roller tumbler direct-acting type. Single direction with horizontal movement**	**Thermoplastic roller tumbler direct**	**Multi direction**
Mechanical life (million times)	15	15	15	15	15
Motion speed (m/s)	0.5	1	1	1	1.5
Protection degree	IP65				
Rated work characters	ALTIPAK AC 15; A 300 (Ue=240 V,1e=3 A)/ALTIVAR DC 13; Q 300 (Ue=250,1e=0.27)				
Boundary dimensions: width x depth x height	63X30X64				
Complete switch (2 poles 1-close+1-open, quick)	3SX5-M110	3SX5-M102	3SX5-M121	3SX5-M115	3SX5-M106
Complete switch (2 poles 1-close+1-open, Cut off at first, cut off slowly)	3SX5-M510	3SX5-M502	3SX5-M521	3SX5-M515	—

Limit Switches
Series 3SX5-ME

Applicable range

Limit switches are ideal electrical control switches. They feature compact structure, nice appearance, excellent performance, reliable action, easy installation, operation, maintenance and adjustment. At Sassin we have a variety of limit switches so you can find the limits witch that fits your individual needs.
The switches are applicable to AC control circuits of 50 to 60 Hz, with a voltage up to 500 V or DC control circuits with a voltage up to 250 V, and a current up to 15 A to convert a mechanical signal into an electrical signal for the purpose of controlling mechanical movement or performing sequential control.



ME-8111 ME-8122 ME-8112



ME-8104 ME-9101 ME-8108



ME-8107 ME-8166 ME-8169

Voltage \ Load	Resisting load	Induced load
AC 125 V	5 A	3 A
AC 250 V	5 A	2 A
DC 115 V	0.4 A	0.1 A

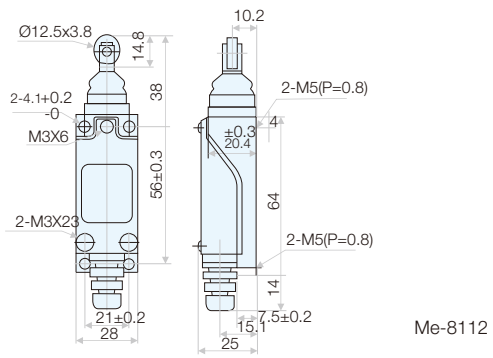

Me-8112

Characterstics

Initial contact resistance,max 15 mΩ		By voltage drop 6 ot 8 V DC at rated current
(Initial insulation resistance)at 500 V DC		(min) 100 mΩ
Initial breakdown voltage		1,000 Vrms for 1 min between non-consective terminals
		2,000 Vrms for 1 min Between dead metal parts and each terminal
		2,000 Vrms for 1 min Between ground and each terminal
shock resistance max.		In the free position 10 G
		In the operating position 30 G
Vibration resistance		Standard type (max) 55 Hz
Life(min.operations)	Mechanical	10^7 (at 120 cpm)
	Electrical	$3x10^5$, at rated resistive load of AC 5 A
		$3x10^6$, at magnetic contactor load of 200 V AC
Ambient temperature		-20 to + 60 °C - 4 to + 140 °C
Ambient humidity		< 95%
Degree of protection		IP64

Operation speciality \ Type	LJW8-8104 AZ-8104	LJW8-8108 AZ-8108	LJW8-8107 AZ-8107	LJW8-8111 AZ-8111	LJW8-8112 LJW8-8122 AZ-8112 AZ-8122	LJW8-8166 LJW8-8169 LJW8-8200 AZ-8166 AZ-8169 AZ-8200
OF (max)	750 g	750 g	750 g	900 g	900 g	150 g
RF (min)	100 g	100 g	100 g	150 g	150 g	-
PT	20°	20°	20°	1.5 mm	1.5 mm	30 mm
OT (min)	50°	50°	50°	4 mm	4 mm	-
MD (max)	12°	12°	12°	1 mm	1 mm	-
OP	-	-	-	26±0.8 mm	37±0.8 mm	-

Applicable range

Limit switches are ideal electrical control switches. Theyfeature compact structure, nice appearance, excellent performance, reliable action, easy installation, operation, maintenance and adjustment.
At Sassin we have a variety of limit switches so you can find the limit switch that fits your individual needs.
The switches are applicable to AC control circuits of 50 to 60 Hz,with a voltage up to 500 V or DC control circuits with a voltage up to 250 V, and a current up to 15 A to convert a mechanical signal into an electrical signal for the purpose of controlling mechanical movement or performingsequential control.

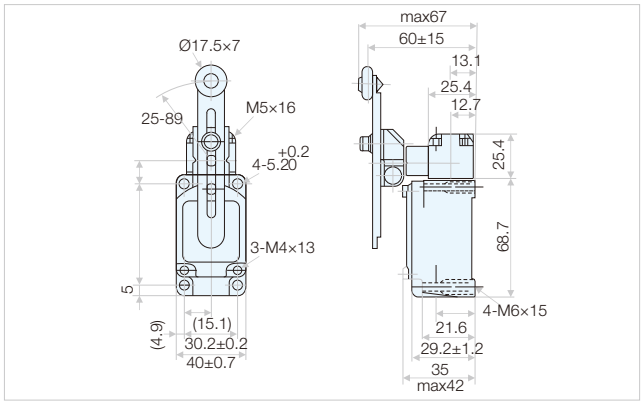


WL-CL


WL-CA12


WL-D


WL-D2


WL-NJ-S2


WL-NJ


WL-CA32-41


WL-CA12-2


WL-CA2-2


WL-CA2

Protection degree		IP67
Life	Mechanical (times)	1500,000
	Electrical (times)	750,000
Operation speed		1 mm ~ 1 m/s
Operation frequency	Mechanical	120 times/m
	Electrical	30 times/m
Insulation resistance		100 MΩ DC 500 V
Contact resistance		25 mΩ (Initial value)
Withstand voltage (50/61Hz 1min)	Between the terminals of same pole	AC 1,000 V (600 V)
	Between charged metal parts	AC 2,200 V (1,500V)
	Betwee non-charged metal parts of each terminal	AC 2,200 V (1,500V)
Vibration	misoperation	10~55 Hz (amplitude) 1.5 mm
Load		AC 250 V 10 A
		AC 380 V 10 A
		DC 125 V 5 A
		AC 250 V 5 A
Ambient operating temperature		-10 ~ +80
Humidity		< 95%

Toggle Switches

Technical specifications

Withstand Voltage (V): AC 2000
Rated voltage (V): 250
Frequency (Hz): 50/60
Capacitance tolerance: ≤15 mΩ
Ambient Temperature (°C): -25 ~ 80
Vibration: 10 to 55 Hz,1.5mm double vibration
Humidity: ≤ 80% RH
Mechanical Life: ≤ 50000
Electrical Life: ≤ 10000
Dielectric strength (min): 1,000 V RMS



Selection and ordering data

	Function	Rated Voltage (V)	Rated Current (A)	Screw terminal		Fast connect terminal		Welding terminal	
				Type code	Order code	Type code	Order code	Type code	Order code
1-Pole, 1-Stay 	ON-OFF	250	10	TS1021	**32518**	-	-	-	-
	ON-ON	250	10	TS1121	**32519**	-	-	-	-
	ON-OFF	250	10	TS1221	**32520**	-	-	-	-
	ON-ON	250	10	TS1321	**32521**	-	-	-	-
	ON-OFF-ON	250	10	TS1122	**32522**	-	-	-	-
	ON-OFF-ON	250	10	TS1322	**32523**	-	-	-	-
1-Pole, 1-Stay 	ON-OFF	125/250	15/10	T701AW	**32524**	T701AT	**32525**	T701AU	**32526**
	ON-ON	125/250	15/10	T701BW	**32527**	T701BT	**32528**	T701BU	**32529**
	ON-OFF-ON	125/250	15/10	T701CW	**32530**	T701CT	**32531**	T701CU	**32532**
	(ON)-ON	125/250	15/10	T701DW	**32533**	T701DT	**32534**	T701DU	**32535**
	(ON)-OFF-(ON)	125/250	15/10	T701MW	**32536**	T701MT	**32537**	T701MU	**32538**
	(ON)-OFF-ON	125/250	15/10	T701RW	**32539**	T701RT	**32540**	T701RU	**32541**
2-Pole, 2-Stay 	ON-OFF	125/250	15/10	T702AW	**32542**	T702AT	**32543**	T702AU	**32544**
	ON-ON	125/250	15/10	T702BW	**32545**	T702BT	**32546**	T702BU	**32547**
	ON-OFF-ON	125/250	15/10	T702CW	**32548**	T702CT	**32549**	T702CU	**32550**
	(ON)-ON	125/250	15/10	T702DW	**32551**	T702DT	**32552**	T702DU	**32553**
	(ON)-OFF-(ON)	125/250	15/10	T702MW	**32554**	T702MT	**32555**	T702MU	**32556**
	(ON)-OFF-ON	125/250	15/10	T702RW	**32557**	T702RT	**32558**	T702RU	**32559**

	Function	Color	Plastic base		Metal base	
			Type code	Order code	Type code	Order code
	Touch protection	Red	T700-1R	**32560**	-	-
		Blue	T700-1B	**32561**	-	-
		Yellow	T700-1Y	**32562**	-	-
		Green	T700-1G	**32563**	-	-
		Transprent	T700-1T	**32564**	-	-
	Dust proof Water proof	Black	T700-2HS	**32565**	T700-2HM	**32570**
		Yellow	T700-2YS	**32566**	T700-2YM	**32571**
		Blue	T700-2BS	**32567**	T700-2BM	**32572**
		Red	T700-2RS	**32568**	T700-2RM	**32573**
		Green	T700-2GS	**32569**	T700-2GM	**32574**

Outline and installation dimensions

Unit: mm

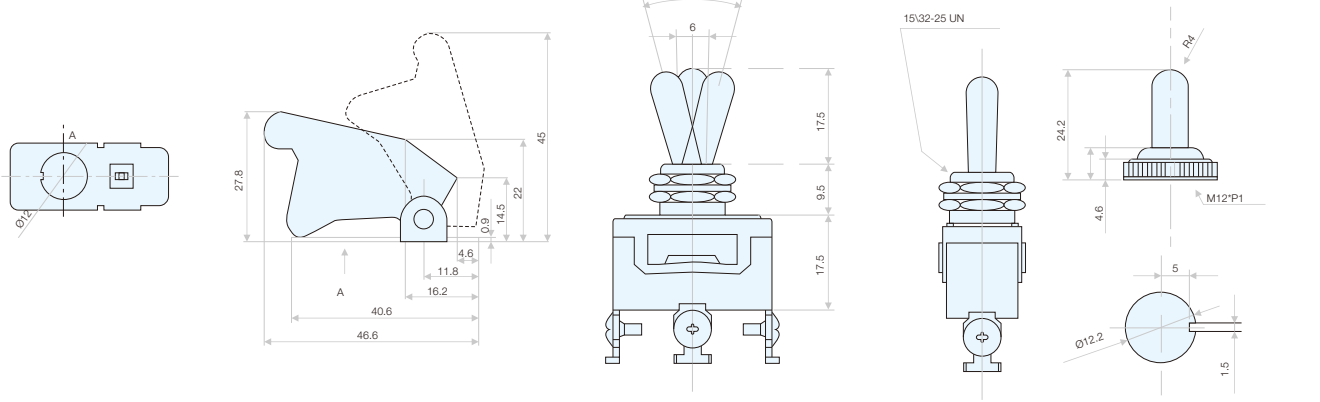

Selection and ordering data

Picture	Type	Material	Color	Cable length (Meter)	Type code	Order code
	SFM-1			-	SFM-1C0	**14896**
				2	SFM-1C2	**14897**
	SFMP-1			-	SFMP-1C0	**14902**
				2	SFMP-1C2	**14903**
	SFMS-1		Green	-	SFMS-1GC0	**14904**
				2	SFMS-1GC2	**14905**
			Yellow	-	SFMS-1YC0	**14906**
				2	SFMS-1YC2	**14907**
	SFMS-10			-	SFMS-10C0	**14908**
	SFM-5			-	SFM-5C0	**14901**
	FS-3	Plastic		-	FS-3PC0	**14869**
				2	FS-3PC2	**14870**
		Aluminous		-	FS-3AC0	**14871**
				2	FS-3AC2	**14872**

Float Switches

Series 3SY-2

Selection and ordering data

	Type	Outline	Operation Voltage (V)	Body Color	Cable Length (meter)	Type code	Order code
	3SY-1	Rectangle	220	Red	2	FS1 R2	**32575**
					3	FS1 R3	**32576**
					4	FS1 R4	**32577**
					5	FS1 R5	**32578**
	3SY-2	Trapezium	220	Blue	2	FS2 B2	**32603**
					3	FS2 B3	**32604**
					4	FS2 B4	**32605**
					5	FS2 B5	**32606**
	3SY-3	Large circular	220	Blue	2	FS3 B2	**32623**
					3	FS3 B3	**32624**
					4	FS3 B4	**32625**
					5	FS3 B5	**32626**
	3SY-4	Small circular	220	Blue	2	FS4 B2	**32643**
					3	FS4 B3	**32644**
					4	FS4 B4	**32645**
					5	Fs4 B5	**32646**
	3SY-5	Oval	220	Black	2	FS5 H2	**32671**
					3	FS5 H3	**32672**
					4	FS5 H4	**32673**
					5	FS5 H5	**32674**

Functions and Applications

- Control for connection of moving equipmensite (site equipment, agricultural equipment, refrigerated trucks).
- Control for protection of persons and equipment against the consequences of reverse running.
- Protection against the risk of a driving load (phase loss).
- Mormal/emergency power supply switching.
- Widely used in industry control system, power compensation system, air conditioning system, motor control system.



Instruction of type code

RV1 05 P / N220

- N220: Rated control voltage code: N220: 220 V, N230 230 V, N240: 240 V, A380: 380 V, A400: 400 V, A415: 415 V
- P: Optional function
- 05: Function code (code 01-19,see below table)
- RV1: Series code

Features

- Controls its own supply voltage (true RMS measurement).
- Loss of neutral.
- LED display for control status.
- Applicable to used for monitoring circuits of single phase, two phase, three phase three wires and three phase four wires.
- Voltage measurement accuracy ≤ 1%.
- Measuring frequency: 50/60 Hz.
- PTC temperature monitoring or load side monitoring is optional.
- DIN rail mounting.

Technical specifications

Rated supply voltage: AC 220 V, 230 V, 240 V (P-N)
AC 380 V, 400 V, 415 V (P-P)
Control circuit frequency: 50 Hz/60 Hz
Voltage hysteresis: 3.5 V (P-N)
6 V (P-P)
Measurement error: ≤1% over the full range with voltage variation
Knob setting accuracy: 1% of scale value
Rated insulated voltage: 415 V
Phase loss sensitivity: 0.5 Un
Conventional thermal current: 5 A
Electrical life: 100,000 cycles
Mechanical life: 1,000,000 cycles
Degree of protection: IP 20
Degree of pollution: 3
Altitude: ≤ 2000 meter
Operation temperature: -5 … +40 °C
Relative humidity: ≤ 50% (40 °C)
Storage temperature: -25 … +75 °C
Utilization category: AC-15
Contact capacity: Ue/Ie: 250 V/1.5 A
Connection capacity: 0.5 … 1 mm^2
Tightening torque: 0.5 Nm

4

Technical specifications

Monitoring function

		Model	3SRV1-01	3SRV1-02	3SRV1-03	3SRV1-04	3SRV1-05	3SRV1-06	3SRV1-07	3SRV1-08	3SRV1-09	3SRV1-10	3SRV1-11	3SRV1-12	3SRV1-13	3SRV1-14	3SRV1-15	3SRV1-16	3SRV1-17	3SRV1-18	3SRV1-19
Overvoltage																					
Setting range	1.05 … 1.30 Us		●		●	●	●	●	●	●	●	●									
	1.15 Us												●	●	●	●	●	●			
Time delay range	0.1 ... 10 s		●		●	●	●	●	●	●											
	2 s										●	●	●	●	●	●	●	●			
Undervoltage																					
Setting range	0.70 … 0.95 Us			●	●	●	●	●	●	●	●	●									
	0.85 Us												●	●	●	●	●	●			
Time delay range	0.1 ... 10 s			●	●	●	●	●	●	●											
	2 s										●	●	●	●	●	●	●	●			
Unbalance																					
Setting range	5% … 15% Us								●	●			●	●					●		
	8% Us						●	●			●	●			●	●					●
Time delay range	0.1 ... 10 s								●	●			●	●					●		
	2 s						●	●			●	●			●	●					●
Phase sequence						●		●		●		●		●		●			●		●
Phase loss			●	●	●	●	●	●	●	●	●	●	●	●	●	●	●	●	●	●	●
PTC temperature					○	○	○	○	○	○	○	○	○	○	○	○					
Load side					○	○	○	○	○	○	○	○	○	○	○	○					

● Available
○ Optional

Note: 1. In circuits three-phase four wires, relays without phase seqUsnce protection is available for voltage protection for single-phase and two-phase.
2. Load side protection is available for Phase to Phase.

Selection and ordering data

Model	Monitoring function				Rated supply voltage		
	Basic	Voltage setting range	Time delay setting range	Extended		Type code	Order code
3SRV1-01	Overvoltage Phase loss	1.05 … 1.30	0.1 … 10 s		220 V	RV1-01/N220	**36741**
					230 V	RV1-01/N230	**36742**
					240 V	RV1-01/N240	**36743**
					380 V	RV1-01/A380	**36744**
					400 V	RV1-01/A400	**36745**
					415 V	RV1-01/A415	**36746**
3SRV1-02	Undervoltage Phase loss	0.70 … 0.95	0.1 … 10 s		220 V	RV1-02/N220	**36747**
					230 V	RV1-02/N230	**36748**
					240 V	RV1-02/N240	**36749**
					380 V	RV1-02/A380	**36750**
					400 V	RV1-02/A400	**36751**
					415 V	RV1-02/A415	**36752**
3SRV1-03	Overvoltage Undervoltage Phase loss	1.05 … 1.30 0.70 … 0.95	0.1 … 10 s 0.1 … 10 s		220 V	RV1-03/N220	**36753**
					230 V	RV1-03/N230	**36754**
					240 V	RV1-03/N240	**36755**
					380 V	RV1-03/A380	**36756**
					400 V	RV1-03/A400	**36757**
					415 V	RV1-03/A415	**36758**
				PTC temperature	380 V	RV1-03P/A380	**36759**
					400 V	RV1-03P/A400	**36760**
					415 V	RV1-03P/A415	**36761**
				Load side	380 V	RV1-03F/A380	**36762**
					400 V	RV1-03F/A400	**36763**
					415 V	RV1-03F/A415	**36764**
3SRV1-04	Overvoltage Undervoltage Phase sequence Phase loss	1.05 … 1.30 0.70 … 0.95	0.1 … 10 s 0.1 … 10 s		220 V	RV1-04/N220	**36765**
					230 V	RV1-04/N230	**36766**
					240 V	RV1-04/N240	**36767**
					380 V	RV1-04/A380	**36768**
					400 V	RV1-04/A400	**36769**
					415 V	RV1-04/A415	**36770**
				PTC temperature	380 V	RV1-04P/A380	**36771**
					400 V	RV1-04P/A400	**36772**
					415 V	RV1-04P/A415	**36773**
				Load side	380 V	RV1-04F/A380	**36774**
					400 V	RV1-04F/A400	**36775**
					415 V	RV1-04F/A415	**36776**
3SRV1-05	Overvoltage Undervoltage Unbalance Phase loss	1.05 … 1.30 0.70 … 0.95 8%	0.1 … 10 s 0.1 … 10 s 2 s		220 V	RV1-05/N220	**36777**
					230 V	RV1-05/N230	**36778**
					240 V	RV1-05/N240	**36779**
					380 V	RV1-05/A380	**36780**
					400 V	RV1-05/A400	**36781**
					415 V	RV1-05/A415	**36782**
				PTC temperature	380 V	RV1-05P/A380	**36783**
					400 V	RV1-05P/A400	**36784**
					415 V	RV1-05P/A415	**36785**
				Load side	380 V	RV1-05F/A380	**36786**
					400 V	RV1-05F/A400	**36787**
					415 V	RV1-05F/A415	**36788**
3SRV1-06	Overvoltage Undervoltage Unbalance Phase sequence Phase loss	1.05 … 1.30 0.70 … 0.95 8%	0.1 … 10 s 0.1 … 10 s 2 s		220 V	RV1-06/N220	**36789**
					230 V	RV1-06/N230	**36790**
					240 V	RV1-06/N240	**36791**
					380 V	RV1-06/A380	**36792**
					400 V	RV1-06/A400	**36793**
					415 V	RV1-06/A415	**36794**
				PTC temperature	380 V	RV1-06P/A380	**36795**
					400 V	RV1-06P/A400	**36796**
					415 V	RV1-06P/A415	**36797**
				Load side	380 V	RV1-06F/A380	**36798**
					400 V	RV1-06F/A400	**36799**
					415 V	RV1-06F/A415	**36800**

Voltage Protection Relay
Series 3SRV1

Selection and ordering data

Model	Monitoring function				Rated supply voltage		
	Basic	Voltage setting range	Time delay setting range	Extended		Type code	Order code
3SRV1-07	Overvoltage	1.05 … 1.30	0.1 … 10 s		220 V	RV1-07/N220	**36801**
	Undervoltage	0.70 … 0.95	0.1 … 10 s		230 V	RV1-07/N230	**36802**
	Unbalance	5% … 15%	0.1 … 10 s		240 V	RV1-07/N240	**36803**
	Phase loss				380 V	RV1-07/A380	**36804**
					400 V	RV1-07/A400	**36805**
					415 V	RV1-07/A415	**36806**
				PTC temperature	380 V	RV1-07P/A380	**36807**
					400 V	RV1-07P/A400	**36808**
					415 V	RV1-07P/A415	**36809**
				Load side	380 V	RV1-07F/A380	**36810**
					400 V	RV1-07F/A400	**36811**
					415 V	RV1-07F/A415	**36812**
3SRV1-08	Overvoltage	1.05 … 1.30	0.1 … 10 s		220 V	RV1-08/N220	**36813**
	Undervoltage	0.70 … 0.95	0.1 … 10 s		230 V	RV1-08/N230	**36814**
	Unbalance	5% … 15%	0.1 … 10 s		240 V	RV1-08/N240	**36815**
	Phase sequence				380 V	RV1-08/A380	**36816**
	Phase loss				400 V	RV1-08/A400	**36817**
					415 V	RV1-08/A415	**36818**
				PTC temperature	380 V	RV1-08P/A380	**36819**
					400 V	RV1-08P/A400	**36820**
					415 V	RV1-08P/A415	**36821**
				Load side	380 V	RV1-08F/A380	**36822**
					400 V	RV1-08F/A400	**36823**
					415 V	RV1-08F/A415	**36824**
3SRV1-09	Overvoltage	1.05 … 1.30	2 s		220 V	RV1-09/N220	**36825**
	Undervoltage	0.70 … 0.95	2 s		230 V	RV1-09/N230	**36826**
	Unbalance	8%	2 s		240 V	RV1-09/N240	**36827**
	Phase loss				380 V	RV1-09/A380	**36828**
					400 V	RV1-09/A400	**36829**
					415 V	RV1-09/A415	**36830**
				PTC temperature	380 V	RV1-09P/A380	**36831**
					400 V	RV1-09P/A400	**36832**
					415 V	RV1-09P/A415	**36833**
				Load side	380 V	RV1-09F/A380	**36834**
					400 V	RV1-09F/A400	**36835**
					415 V	RV1-09F/A415	**36836**
3SRV1-10	Overvoltage	1.05 … 1.30	2 s		220 V	RV1-10/N220	**36840**
	Undervoltage	0.70 … 0.95	2 s		230 V	RV1-10/N230	**36841**
	Unbalance	8%	2 s		240 V	RV1-10/N240	**36842**
	Phase sequence				380 V	RV1-10/A380	**36843**
	Phase loss				400 V	RV1-10/A400	**36844**
					415 V	RV1-10/A415	**36845**
				PTC temperature	380 V	RV1-10P/A380	**36846**
					400 V	RV1-10P/A400	**36847**
					415 V	RV1-10P/A415	**36848**
				Load side	380 V	RV1-10F/A380	**36849**
					400 V	RV1-10F/A400	**36850**
					415 V	RV1-10F/A415	**36851**

Selection and ordering data

Model	Monitoring function				Rated supply voltage		
	Basic	Voltage setting range	Time delay setting range	Extended		Type code	Order code
3SRV1-11	Overvoltage	1.15 … 2s	2 s		220 V	RV1-11/N220	**36855**
	Undervoltage	0.85 … 2s	2s		230 V	RV1-11/N230	**36856**
	Unbalance	5% … 15%	0.1 … 10 s		240 V	RV1-11/N240	**36857**
	Phase loss				380 V	RV1-11/A380	**36858**
					400 V	RV1-11/A400	**36859**
					415 V	RV1-11/A415	**36860**
				PTC temperature	380 V	RV1-11P/A380	**36861**
					400 V	RV1-11P/A400	**36862**
					415 V	RV1-11P/A415	**36863**
				Load side	380 V	RV1-11F/A380	**36864**
					400 V	RV1-11F/A400	**36865**
					415 V	RV1-11RTF/A415	**36866**
3SRV1-12	Overvoltage	1.5	2 s		220 V	RV1-12/N220	**36870**
	Undervoltage	0.85	2 s		230 V	RV1-12/N230	**36871**
	Unbalance	5% … 15%	0.1 … 10 s		240 V	RV1-12/N240	**36872**
	Phase sequence				380 V	RV1-12/A380	**36873**
	Phase loss				400 V	RV1-12/A400	**36874**
					415 V	RV1-12/A415	**36875**
				PTC temperature	380 V	RV1-12P/A380	**36876**
					400 V	RV1-12P/A400	**36877**
					415 V	RV1-12P/A415	**36878**
				Load side	380 V	RV1-12F/A380	**36879**
					400 V	RV1-12F/A400	**36880**
					415 V	RV1-12F/A415	**36881**
3SRV1-13	Overvoltage	1.15	2 s		220 V	RV1-13/N220	**36885**
	Undervoltage	0.85	2 s		230 V	RV1-13/N230	**36886**
	Unbalance	8%	2 s		240 V	RV1-13/N240	**36887**
	Phase loss				380 V	RV1-13/A380	**36888**
					400 V	RV1-13/A400	**36889**
					415 V	RV1-13/A415	**36890**
				PTC temperature	380 V	RV1-13P/A380	**36891**
					400 V	RV1-13P/A400	**36892**
					415 V	RV1-13P/A415	**36893**
				Load side	380 V	RV1-13F/A380	**36894**
					400 V	RV1-13F/A400	**36895**
					415 V	RV1-13F/A415	**36896**
3SRV1-14	Overvoltage	1.15	2 s		220 V	RV1-14/N220	**36900**
	Undervoltage	0.85	2 s		230 V	RV1-14/N230	**36901**
	Unbalance	8%	2 s		240 V	RV1-14/N240	**36902**
	Phase sequence				380 V	RV1-14/A380	**36903**
	Phase loss				400 V	RV1-14/A400	**36904**
					415 V	RV1-14/A415	**36905**
				PTC temperature	380 V	RV1-14P/A380	**36906**
					400 V	RV1-14P/A400	**36907**
					415 V	RV1-14P/A415	**36908**
				Load side	380 V	RV1-14F/A380	**36909**
					400 V	RV1-14F/A400	**36910**
					415 V	RV1-14F/A415	**36911**

Voltage Protection Relay
Series 3SRV1

Selection and ordering data

Model	Monitoring function				Rated supply voltage		
	Basic	Voltage setting range	Time delay setting range	Extended		Type code	Order code
3SRV1-15	Overvoltage Undervoltage Phase loss	1.15 0.85	2 s 2s		220 V 230 V 240 V 380 V 400 V 415 V	RV1-15/N220 RV1-15/N230 RV1-15/N240 RV1-15/A380 RV1-15/A400 RV1-15/A415	**36915** **36916** **36917** **36918** **36919** **36920**
3SRV1-16	Overvoltage Undervoltage Phase sequence Phase loss	1.5 0.85	2 s 2 s		220 V 230 V 240 V 380 V 400 V 415 V	RV1-16/N220 RV1-16/N230 RV1-16/N240 RV1-16/A380 RV1-16/A400 RV1-16/A415	**36921** **36922** **36923** **36924** **36925** **36926**
3SRV1-17	Undervoltage Phase sequence Phase loss	5% … 15%	0.1 … 10 s		220 V 230 V 240 V 380 V 400 V 415 V	RV1-17/N220 RV1-17/N230 RV1-17/N240 RV1-17/A380 RV1-17/A400 RV1-17/A415	**36927** **36928** **36929** **36930** **36931** **36932**
3SRV1-18	Phase sequence Phase loss				220 V 230 V 240 V 380 V 400 V 415 V	RV1-18/N220 RV1-18/N230 RV1-18/N240 RV1-18/A380 RV1-18/A400 RV1-18/A415	**36933** **36934** **36935** **36936** **36937** **36938**
3SRV1-19	Undervoltage Phase sequence Phase loss	8%	2 s		220 V 230 V 240 V 380 V 400 V 415 V	RV1-19/N220 RV1-19/N230 RV1-19/N240 RV1-19/A380 RV1-19/A400 RV1-19/A415	**36939** **36940** **36941** **36942** **36943** **36944**

Work sequence diagram

Phase failure and phase sequence protection

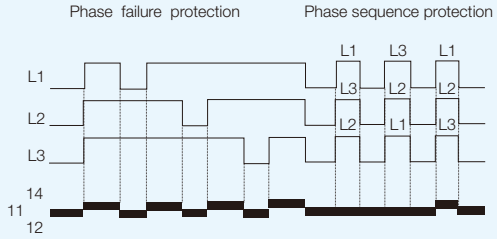

Over-voltage and under-voltage protection

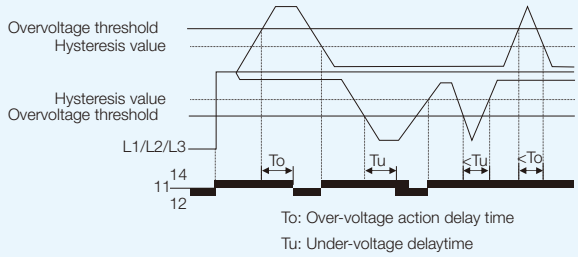

Unbalance protection function chart

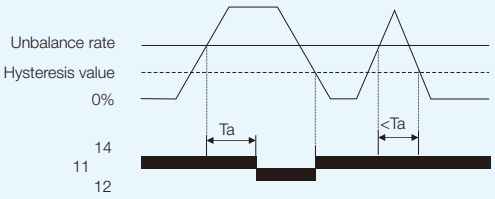

PTC temperature protection function chart

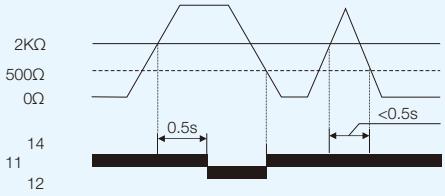

Wiring diagraul

3 phase 3 wire (PTC protection)

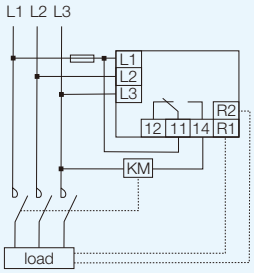

3 phase 4 wire (PTC protection)

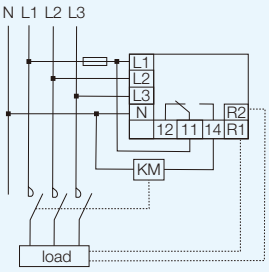

Single phase and Two phase

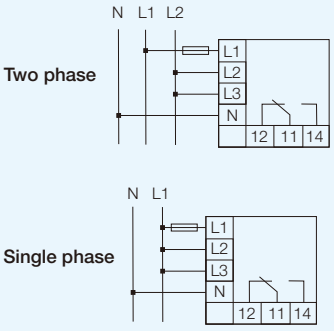

3 phase 3 wire (Load side protection)

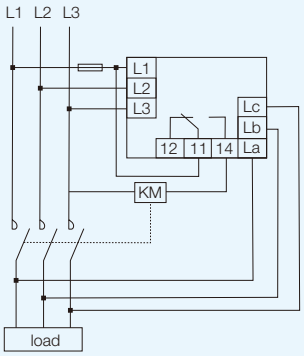

Outline and installation dimensions

Unit: mm

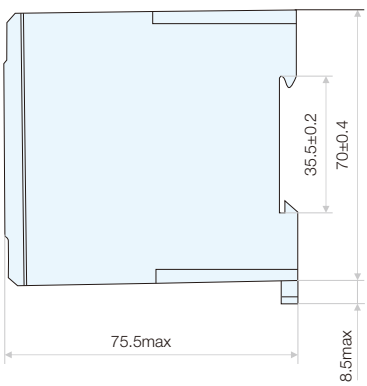

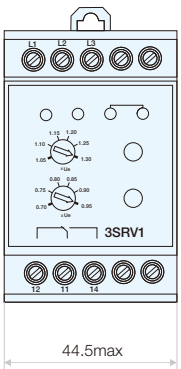

Voltage Protection Relay
Series 3SRV5

Applications and functions

- Phase failure protection and phase sequence protection
- Over-voltage and under-voltage protection
- Three phase unbalance protection
- Widely used in industry control system, power compensation system, air conditioning system, Motor control system.



Instruction of type code

RV5 01 D12

- D12 — Rating supply voltage code
- 01 — Function code
- RV5 — Series code

Features

- Micro processor base
- With high reliability and high anti- interference ability.
- Modular design,18 mm in width.
- TRMS measurement, with accuracy ≤ 1%. AC/DC purpose;
- Wide range of frequency measuring of 45 Hz ~ 65 Hz in AC circuit LED indication.
- Communicating function is available by using Modbus communicating module

Technical specifications

		Single phase	Three phase
Rated supply voltage	DC	12 V	-
	DC/AC	24 … 48 V	-
		110 … 240 V	-
	AC	220 V	220 … 460 V
Suppy voltage limit	DC	7 … 20 V	-
	DC/AC	15 … 100 V	-
		50 … 270 V	-
	AC	160 … 270 V	187 … 529 V
Voltage range	DC	9 … 15 V	-
	DC/AC	20 … 80 V	-
		65 … 260 V	-
	AC	180 … 260 V	220-230-240-380-400-415-440-460 V
Rated supply frequency	DC	0	-
	AC	50/60 Hz ±10%	50/60 Hz ± 10%
Measure range	AC	-	176 … 552 V
Phase failure sensitivity		-	0.7 Un
Measurement error		< 1% over the full range with voltage variation	
Run up delay at power up		0.5 s	
Knob setting accuracy		0.01	
Reset delay		1000 ms	
Rated insulation voltage		460 V	
Polluton degreee		3	
Protection degree		IP20	
Electric life		100,000 cycles	
Mechanical life		1,000,000 cycles	
Conditional thermal current		5 A	
Utilization category		AC-15	
Contact capacity		Ue/Ie: 250 V / 1.5 A	
Output type		1 C/O	
Altitude		≤ 2000 meter	
Operation temperature		-5 … +40 °C	
Relative humidity		≤ 50% at 40 °C	
Storage temperature		-25 … +75 °C	
Connection capacity		0.5 … 2.5 mm2	
Tightening torque		0.5 Nm	
Mounting		on 35 mm DIN rail conforming to EN/IEC 60715	

Technical specifications

Monitoring function		Single phase	Three phase										
Function	Setting range	3SRV5-01	3SRV5-02	3SRV5-03	3SRV5-04	3SRV5-05	3SRV5-06	3SRV5-07	3SRV5-08	3SRV5-09	3SRV5-10	3SRV5-11	3SRV5-12
Overvoltage	2% ... 20%	'adj				●		●	●	●	●		
	3%		●										
	15%												●
Undervoltage	-20% ... -2%						●	●	●	●	●		
	-3%		●										
	-15%												●
Unbalance	5% ... 15%				●						●		
	8%									●		●	●
Time delay	0.1 ... 10 s	●			●	●	●	●	●	●			
	2 s										●	●	●
Phase sequence				●	●				●	●	●	●	●
Phase loss				●	●	●	●	●	●	●	●	●	●

Note
adj: Overvoltage or undervoltage is adjustable, the voltage setting range is 5% … 20%.

Voltage Protection Relay
Series 3SRV5

Selection and ordering data

Singe phase

	Model	Over voltage	Under voltage	Rated voltage	Type code	Order code
	3SRV5-01	Adjustable		DC 12 V	RV5-01/D12	**37666**
				AC/DC 24 V-48 V	RV5-01/AD48	**37667**
				AC/DC 110 V-240 V	RV5-01/AD240	**37668**
				AC 220 V	RV5-01/A220	**37669**
	3SRV5-02	●	●	DC 12 V	RV5-02/D12	**37674**
		●	●	AC/DC 24 V-48 V	RV5-02/AD48	**37675**
		●	●	AC/DC 110 V-240 V	RV5-02/AD240	**37676**
		●	●	AC 220 V	RV5-02/A220	**37677**

4

Three phase

	Model	Rated voltage	Type code	Order code
	3SRV5-03	AC 3×220 V-3×460 V	RV5-03/M460	**37678**
	3SRV5-04	AC 3×220 V-3×460 V	RV5-04/M460	**37679**
	3SRV5-05	AC 3×220 V-3×460 V	RV5-05/M460	**37680**
	3SRV5-06	AC 3×220 V-3×460 V	RV5-06/M460	**37681**
	3SRV5-07	AC 3×220 V-3×460 V	RV5-07/M460	**37682**
	3SRV5-08	AC 3×220 V-3×460 V	RV5-08/M460	**37683**
	3SRV5-09	AC 3×220 V-3×460 V	RV5-09/M460	**37684**
	3SRV5-10	AC 3×220 V-3×460 V	RV5-10/M460	**37685**
	3SRV5-11	AC 3×220 V-3×460 V	RV5-11/M460	**37686**
	3SRV5-12	AC 3×220 V-3×460 V	RV5-12/M460	**37687**

Note:
Please see functions in technical specifications in page 41

Work sequence diagram

Singe phase

ZHRV5-01

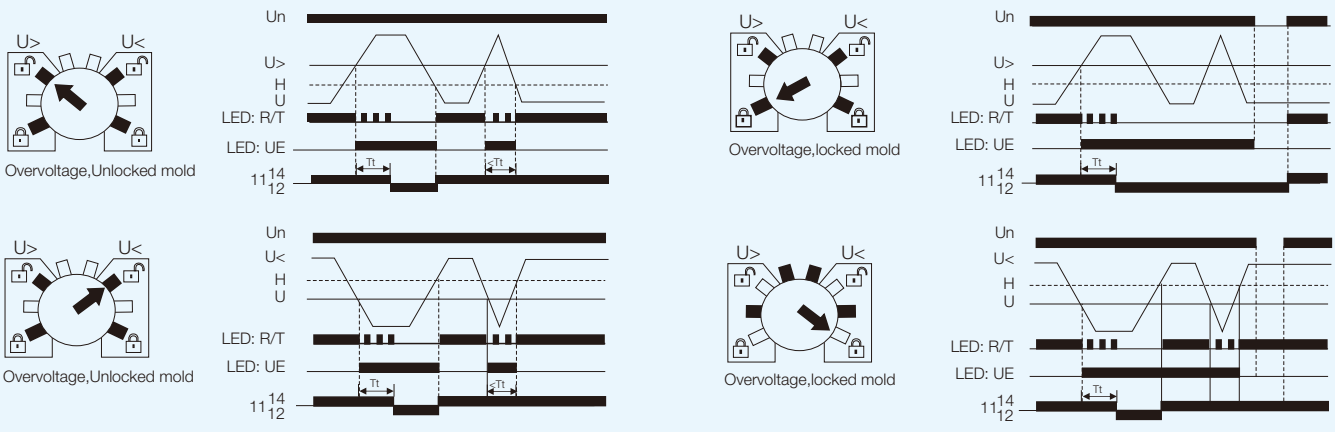

ZHRV5-02

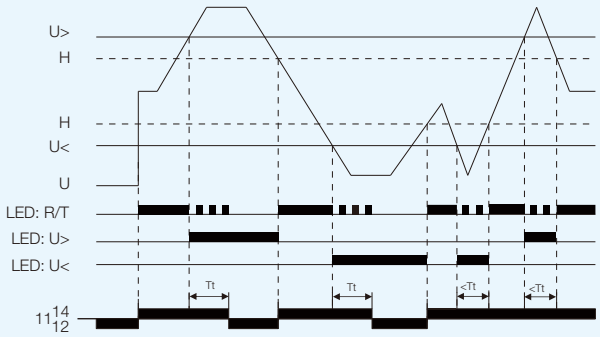

U>: Overvoltage threshold
U<: Undervoltage threshold
H: Hysteresis
U: Controlled signal
Tt: Delay on threshold crossing

Work sequence diagram

Three phase

Phase failure and phase equence function diagram

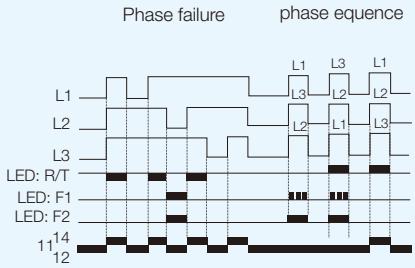

Overvoltage and undervoltage function diagram

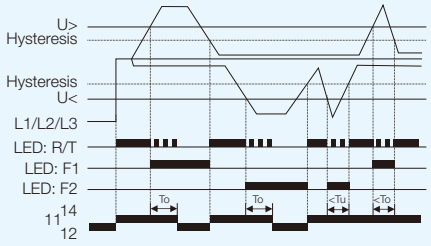

Asymmetry function diagram

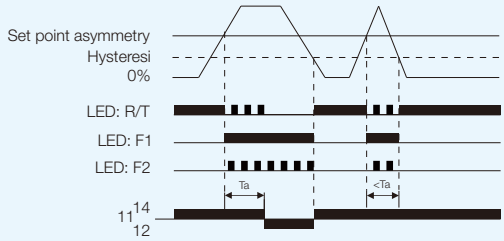

To: Overvoltage threshold tripping delay
Tu: Undervoltage threshold tripping delay
Ta: Asymmety threshold tripping delay

Wiring diagram

Singe phase

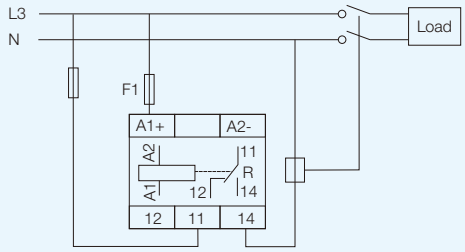

Three phase

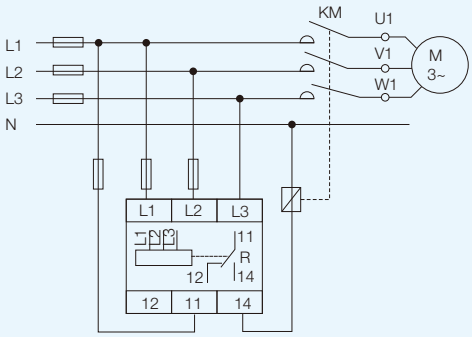

Outline and installation dimensions

Unit: mm

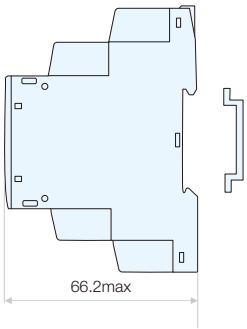

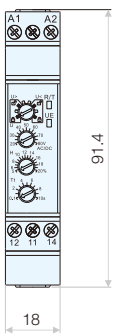

Motor Protector
Series 3SRA1

Applications and functions

- Upgraded relay to protect motor
- Overload, phase failure, protection phase, unbalance protection
- Used in Industry control system

Instruction of type code

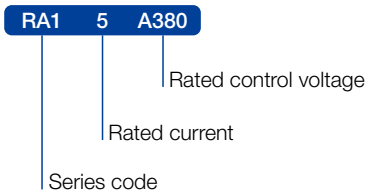



Features

- Microprocessor based
- Overload, phase failure, rotor-locked, unbalance protection
- Current setting by potentiometer
- Tripping class selectable
- LED indication for three phase current,
- Can be started without load

Technical specifications

Rated control supply voltage	AC 220 V, AC 380 V					
Current setting range	1 … 5 A	2 … 10 A	6 … 30 A	16 … 80 A	40 … 200 A	80 … 400 A
Applicable motor power	0.5 … 2.5 kW	1 … 5 kW	3 … 15 kW	8 … 40 kW	20 … 100 kW	40 … 200 kW
Rated frequency	50 Hz					
Current setting accuracy	± 5%					
Rated operating voltage	AC 380 V					
Rated insulation voltage	AC 690 V					
Power consumption	≤ 1.5 VA					
Reset mode	Reset upon power off					
Quantity of contact	95 — 96 / 98					
Electrical life	100,000 cycles					
Mechanical life	1,000,000 cycles					
Conventional thermal current	5 A					
Utilization category	AC-15					
Contact capacity	Ue/Ie: AC 240 V / 1.5 A, AC 380 V / 0.95 A					
Altitude	2000 meter					
Degree of protection	IP20					
Pollution degree	3					
Operation temperature	-5 … +40 °C					
Relative humidity	≤ 50% at 40 °C					
Storage temperature	-25 … +75 °C					

Selection and ordering data

3SRA1	Number of poles	Rated voltage	Rated current range	Rated power range	Type code	Order code
	3P	380 V	1-5 A	0.75-2.2 KW	RA1-5/A380	**37817**
			2-10 A	1.1-3.7 KW	RA1-10/A380	**37818**
			6-30 A	3.7-15 KW	RA1-30/A380	**37819**
			16-80 A	11-37 KW	RA1-80/A380	**37820**
			40-200 A	22-90 KW	RA1-200/A380	**37821**
			80-400 A	45-200 KW	RA1-400/A380	**37822**

Wiring diagram

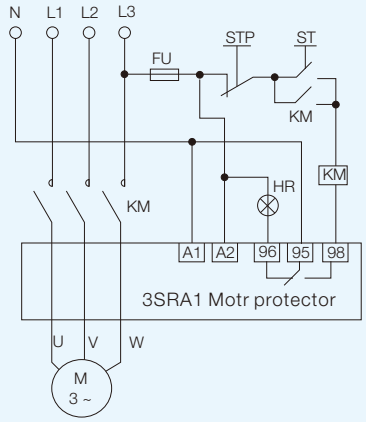

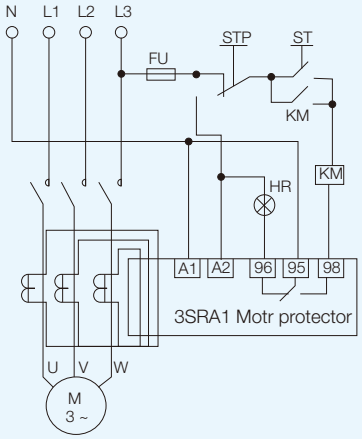

Outline and installation dimensions

1...5 A, 2...10 A, 5...30 A, 16...80 A

40...200 A, 80...400 A

Unit: mm

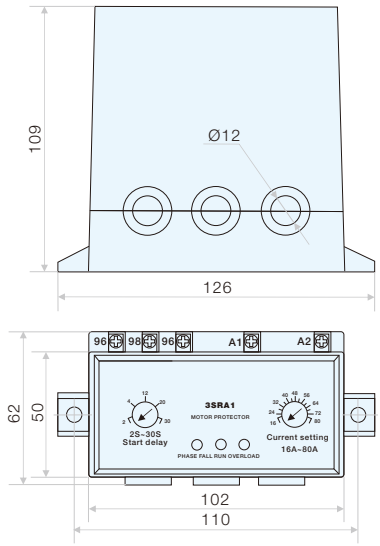

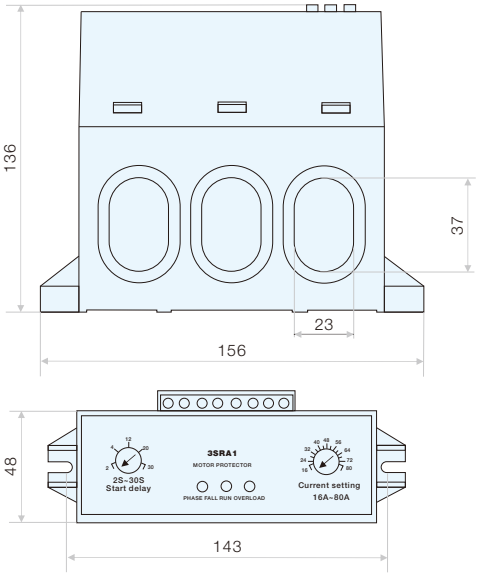

Technical specifications

- Standard: IEC 60050-445
- Accuracy (class):
  - Repeat error: 1% ~ 2% max
  - Setting error: 5% ~ 10% max
  - voltage error: 1% ~ 5% max
  - temp. Error: 2% max
- Rated Voltage (V DC/AC): 12 ~ 240
- Indicator Operation:
- ON,UP Operation; Time Operation flicker
- O/P contact capacity (A): 5
- Mechanical life (times): 10^6
- Electrical life (times): 10^5
- Reset time: 0.1-0.5 second max
- Self-consumed power (VA): 2
- Ambient temperature (°C): -10 ~ +55
- Ambient humidity: 35 ~ 85% RH



Selection and ordering data

	Full timing range	Rated voltage (V)	3SST3PA		3SST3PC	
			Type code	Order code	Type code	Order code
3SST3P (ON-UP operation)	0.05-0.5 s/5 s/30 s/3 min	DC 24 V	ST3PA AD24	**34359**	ST3PC AD24	**34380**
Matched socket:		AC 110 V	ST3PA AA110	**34360**	ST3PC AA110	**34381**
• Surface:3SPF-083A (see page 53-55)		AC 220 V	ST3PA AA220	**34361**	ST3PC AA220	**34382**
• Flush:US-08, 3SP3G-08	0.1-10 s/60 s/6 min	DC 24 V	ST3PA BD24	**34362**	ST3PC BD24	**34383**
• Time-range gears:Four		AC 110 V	ST3PA BA110	**34363**	ST3PC BA110	**34384**
		AC 220 V	ST3PA BA220	**34364**	ST3PC BA220	**34385**
	0.05-5 s/50 s/5 min/30 min	DC 24 V	ST3PA CD24	**34365**	ST3PC CD24	**34386**
		AC 110 V	ST3PA CA110	**34366**	ST3PC CA110	**34387**
		AC 220 V	ST3PA CA220	**34367**	ST3PC CA220	**34388**
	1-10 s/100 s/10 min/60 min	DC 24 V	ST3PA DD24	**34368**	ST3PC DD24	**34389**
		AC 110 V	ST3PA DA110	**34369**	ST3PC DA110	**34390**
		AC 220 V	ST3PA DA220	**34370**	ST3PC DA220	**34391**
	5-60 s/10 min/60 min/6 h	DC 24 V	ST3PA ED24	**34371**	ST3PC ED24	**34392**
		AC 110 V	ST3PA EA110	**34372**	ST3PC EA110	**34393**
		AC 220 V	ST3PA EA220	**34373**	ST3PC EA220	**34394**
	0.25-2 min/20 min/2 h/12 h	DC 24 V	ST3PA FD24	**34374**	ST3PC FD24	**34395**
		AC 110 V	ST3PA FA110	**34375**	ST3PC FA110	**34396**
		AC 220 V	ST3PA FA220	**34376**	ST3PC FA220	**34397**
	0.5-4 min/40 min/4 h/24 h	DC 24 V	ST3PA GD24	**34377**	ST3PC GD24	**34398**
		AC 110 V	ST3PA GA110	**34378**	ST3PC GA110	**34399**
		AC 220 V	ST3PA GA220	**34379**	ST3PC GA220	**34400**



	Full timing range	Rated voltage (V)	3SH3BA		3SH3BA-8		3SH3BA-8H	
			Type code	Order code	Type code	Order code	Type code	Order code
3SH3BA (time operation flicker)	0.5 s-100 h	DC 12 V	H3BA D12	**34401**	H3BA8 D12	**34405**	H3BA8H D12	**34409**
• Matched socket:		DC 24 V	H3BA D24	**34402**	H3BA8 D24	**34406**	H3BA8H D24	**34410**
• Surface: 3SPF113A (E)		AC 110 V	H3BA A110	**34403**	H3BA8 A110	**34407**	H3BA8H A110	**34411**
3SP2CF-08, 3SPS-08 (see page 53-55)		AC 220 V	H3BA A220	**34404**	H3BA8 A220	**34408**	H3BA8H A220	**34412**
• Flush: US-11, US-08, 3SP3G-08 (see page 53-55)								
• Time-range gears: Single								



Selection and ordering data

	Rated Voltage (V)	Calibration	Type code	Order code
3SH3CT (ON-UP operation)	AC 220	1 S	H3CT 1SA220	**34601**
Matched socket:	AC 110	1 S	H3CT 1SA110	**34602**
• Surface: 3SPF083A (E) (see page 53-55)	DC 24	1 S	H3CT 1SD24	**34603**
• Flush: US-08, 3SP3G-08 (see page 53-55)	AC 220	10 S	H3CT 10SA220	**34604**
	AC 110	10 S	H3CT 10SA110	**34605**
	DC 24	10 S	H3CT 10SD24	**34606**
	AC 220	1 M	H3CT 1MA220	**34607**
	AC 110	1 M	H3CT 1MA110	**34608**
	DC 24	1 M	H3CT 1MD24	**34609**
	AC 220	10 M	H3CT 10MA220	**34610**
	AC 110	10 M	H3CT 10MA110	**34611**
	DC 24	10 M	H3CT 10MD24	**34612**



	Rated Voltage (V)	Full timing range	Type code	Order code
3SH3CT-8H (time operation flicker)	DC 12	1 S,10 S,1 M,10 M	H3CT8HA D12	**34613**
Matched socket:	DC 24	1 S,10 S,1 M,10 M	H3CT8HA D24	**34614**
• Surface: 3SPF083A (E) (see page 53-55)	AC 110	1 S,10 S,1 M,10 M	H3CT8HA A110	**34615**
• Flush: US-08, 3SP3G-08 (see page 53-55)	AC 220	1 S,10 S,1 M,10 M	H3CT8HA A220	**34616**
• Time-range gears: Four	DC 12	3 S,30 S,3 M,30 M	H3CT8HB D12	**34617**
	DC 24	3 S,30 S,3 M,30 M	H3CT8HB D24	**34618**
	AC 110	3 S,30 S,3 M,30 M	H3CT8HB A110	**34619**
	AC 220	3 S,30 S,3 M,30 M	H3CT8HB A220	**34620**
	DC 12	6 S,60 S,6 M,60 M	H3CT8HC D12	**34621**
	DC 24	6 S,60 S,6 M,60 M	H3CT8HC D24	**34622**
	AC 110	6 S,60 S,6 M,60 M	H3CT8HC A110	**34623**
	AC 220	6 S,60 S,6 M,60 M	H3CT8HC A220	**34624**
	DC 12	1 M,10 M,1 H,10 H	H3CT8HD D12	**34625**
	DC 24	1 M,10 M,1 H,10 H	H3CT8HD D24	**34626**
	AC 110	1 M,10 M,1 H,10 H	H3CT8HD A110	**34627**
	AC 220	1 M,10 M,1 H,10 H	H3CT8HD A220	**34628**
	DC 12	3 M,30 M,3 H,30 H	H3CT8HE D12	**34629**
	DC 24	3 M,30 M,3 H,30 H	H3CT8HE D24	**34630**
	AC 110	3 M,30 M,3 H,30 H	H3CT8HE A110	**34631**
	AC 220	3 M,30 M,3 H,30 H	H3CT8HE A220	**34632**



	Rated Voltage (V)	Full timing range	Type code	Order code
3SH3CT-8 (ON-UP operation)	DC 12	1 S,10 S,1 M,10 M	H3CT8A D12	**34633**
Matched socket:	DC 24	1 S,10 S,1 M,10 M	H3CT8A D24	**34634**
• Surface: 3SPF083A (E (see page 53-55)	AC 110	1 S,10 S,1 M,10 M	H3CT8A A110	**34635**
• Flush: US-08, 3SP3G-08 (see page 53-55)	AC 220	1 S,10 S,1 M,10 M	H3CT8A A220	**34636**
• Time-range gears: Four	DC 12	3 S,30 S,3 M,30 M	H3CT8B D12	**34637**
	DC 24	3 S,30 S,3 M,30 M	H3CT8B D24	**34638**
	AC 110	3 S,30 S,3 M,30 M	H3CT8B A110	**34639**
	AC 220	3 S,30 S,3 M,30 M	H3CT8B A220	**34640**
	DC 12	6 S,60 S,6 M,60 M	H3CT8C D12	**34641**
	DC 24	6 S,60 S,6 M,60 M	H3CT8C D24	**34642**
	AC 110	6 S,60 S,6 M,60 M	H3CT8C A110	**34643**
	AC 220	6 S,60 S,6 M,60 M	H3CT8C A220	**34644**
	DC 12	1 M,10 M,1 H,10 H	H3CT8D D12	**34645**
	DC 24	1 M,10 M,1 H,10 H	H3CT8D D24	**34646**
	AC 110	1 M,10 M,1 H,10 H	H3CT8D A110	**34647**
	AC 220	1 M,10 M,1 H,10H	H3CT8D A220	**34648**
	DC 12	3 M,30 M,3 H,30 H	H3CT8E D12	**34649**
	DC 24	3 M,30 M,3 H,30 H	H3CT8E D24	**34650**
	AC 110	3 M,30 M,3 H,30 H	H3CT8E A110	**34651**
	AC 220	3 M,30 M,3 H,30 H	H3CT8E A220	**34652**



Selection and ordering data

3SH3Y (ON-UP operation)

Matched socket:

- Surface: 3SPF083A (E), 3SPYF14A (E) (see page 53-55)
- Flush: With Y-20 adapter



Rated Voltage (V)	Calibration	Type code	Order code
DC 24	5 S	H3Y 5SD24	**34653**
DC 24	10 S	H3Y 10SD24	**34654**
DC 24	30 S	H3Y 30SD24	**34655**
DC 24	60 S	H3Y 60SD24	**34656**
AC 110	5 S	H3Y 5SD110	**34657**
AC 110	10 S	H3Y 10SD110	**34658**
AC 110	30 S	H3Y 30SD110	**34659**
AC 110	60 S	H3Y 60SD110	**34660**
AC 220	5 S	H3Y 5SD220	**34661**
AC 220	10 S	H3Y 10SD220	**34662**
AC 220	30 S	H3Y 30SD220	**34663**
AC 220	60 S	H3Y 60SD220	**34664**

Technical specifications

- Standard: IEC 60255-1
- Contact arrangement: 2Z, 3Z, 4Z
- Rated Voltage (V): Max. AC 250, DC 125
- Rated Current (A): 3, 5, 10
- Rated power (W): 280 for 2Z, 140 for 3Z,84 for 4Z
- Holding voltage: 80% Un for AC coil, 75% Un for DC coil
- Drop-out voltage: 30% Un for AC coil, 10% Un for DC coil
- Operating voltage range (Un): (80% -110%)
- Contact material: Silver alloy
- Contact resistance (mΩ): ≥ 50
- Installation resistance (mΩ): ≥ 100
- Electrical life (times): 10^5
- Machanical life (times): 10^7
- Ambient temperature (°C): -5 ~ +55



Selection and ordering data

	Contact Type	Matched socket	Dimension (mm)	Rated voltage (V)	Accessory	Type code	Order code
	2Z	3SPTF08A, 3SPTF08A (E), 3SPT08 (see page 53-55)	27.5X21.5X35	DC 12 V	-	J4L2 D12	**34413**
				DC 24 V	-	J4L2 D24	**34414**
				AC 110 V	-	J4L2 A110	**34415**
				AC 220 V	-	J4L2 A220	**34416**
				DC 12 V	with indicator	J4L2N D12	**34417**
				DC 24 V	with indicator	J4L2N D24	**34418**
				AC 110 V	with indicator	J4L2N A110	**34419**
				AC 220 V	with indicator	J4L2N A220	**34420**
				DC 12 V	with indicator and Test button	J4L2NS D12	**34421**
				DC 24 V	with indicator and Test button	J4L2NS D24	**34422**
				AC 110 V	with indicator and Test button	J4L2NS A110	**34423**
				AC 220 V	with indicator and Test button	J4L2NS A220	**34424**
	2Z	3SPTF08A, 3SPTF08A (E), 3SPT08 (see page 53-55)	27.5X21.5X35	DC 12 V	-	J4M2 D12	**34425**
				DC 24 V	-	J4M2 D24	**34426**
				AC 110 V	-	J4M2 A110	**34427**
				AC 220 V	-	J4M2 A220	**34428**
				DC 12 V	with indicator	J4M2N D12	**34429**
				DC 24 V	with indicator	J4M2N D24	**34430**
				AC 110 V	with indicator	J4M2N A110	**34431**
				AC 220 V	with indicator	J4M2N A220	**34432**
				DC 12 V	with indicator and Test button	J4M2NS D12	**34433**
				DC 24 V	with indicator and Test button	J4M2NS D24	**34434**
				AC 110 V	with indicator and Test button	J4M2NS A110	**34435**
				AC 220 V	with indicator and Test button	J4M2NS A220	**34436**

Selection and ordering data

	Contact Type	Matched socket	Dimension (mm)	Rated voltage (V)	Accessory	Type code	Order code
	3Z	3SPYF11A (E), (see page 53-55)	27.5X21.5X35	DC 12 V	-	J4M3 D12	**34437**
				DC 24 V	-	J4M3 D24	**34438**
				AC 110 V	-	J4M3 A110	**34439**
				AC 220 V	-	J4M3 A220	**34440**
				DC 12 V	with indicator	J4M3N D12	**34441**
				DC 24 V	with indicator	J4M3N D24	**34442**
				AC 110 V	with indicator	J4M3N A110	**34443**
				AC 220 V	with indicator	J4M3N A220	**34444**
				DC 12 V	with indicator and Test button	J4M3NS D12	**34445**
				DC 24 V	with indicator and Test button	J4M3NS D24	**34446**
				AC 110 V	with indicator and Test button	J4M3NS A110	**34447**
				AC 220 V	with indicator and Test button	J4M3NS A220	**34448**
	4Z	3SPYF14A (E), (see page 53-55)	27.5X21.5X35	DC 12 V	-	J4M4 D12	**34449**
				DC 24 V	-	J4M4 D24	**34450**
				AC 110 V	-	J4M4 A110	**34451**
				AC 220 V	-	J4M4 A220	**34452**
				DC 12 V	with indicator	J4M4N D12	**34453**
				DC 24 V	with indicator	J4M4N D24	**34454**
				AC 110 V	with indicator	J4M4N A110	**34455**
				AC 220 V	with indicator	J4M4N A220	**34456**
				DC 12 V	with indicator and Test button	J4M4NS D12	**34457**
				DC 24 V	with indicator and Test button	J4M4NS D24	**34458**
				AC 110 V	with indicator and Test button	J4M4NS A110	**34459**
				AC 220 V	with indicator and Test button	J4M4NS A220	**34460**
	2Z	3SPF083A (see page 53-55), 3SPF083A (E), (see page 53-55) 3SUS-08 (see page 53-55)	34.5X34.5X52	DC 12 V	with indicator	J52N D12	**34461**
				DC 24 V	with indicator	J52N D24	**34462**
				AC 110 V	with indicator	J52N A110	**34463**
				AC 220 V	with indicator	J52N A220	**34464**
				DC 12 V	with test button	J52S D12	**34465**
				DC 24 V	with test button	J52S D24	**34466**
				AC 110 V	with test button	J52S A110	**34467**
				AC 220 V	with test button	J52S A220	**34468**
				DC 12 V	with indicator and Test button	J52NS D12	**34469**
				DC 24 V	with indicator and Test button	J52NS D24	**34470**
				AC 110 V	with indicator and Test button	J52NS A110	**34471**
				AC 220 V	with indicator and Test button	J52NS A220	**34472**
	3Z	3SPF113A, (see page 53-55) 3SPF113A (E), (see page 53-55) 3SUS-11 (see page 53-55)	34.5X34.5X52	DC 12 V	with indicator	J53N D12	**34473**
				DC 24 V	with indicator	J53N D24	**34474**
				AC 110 V	with indicator	J53N A110	**34475**
				AC 220 V	with indicator	J53N A220	**34476**
				DC 12 V	with test button	J53S D12	**34477**
				DC 24 V	with test button	J53S D24	**34478**
				AC 110 V	with test button	J53S A110	**34479**
				AC 220 V	with test button	J53S A220	**34480**
				DC 12 V	with indicator and Test button	J53NS D12	**34481**
				DC 24 V	with indicator and Test button	J53NS D24	**34482**
				AC 110 V	with indicator and Test button	J53NS A110	**34483**
				AC 220 V	with indicator and Test button	J53NS A220	**34484**

Selection and ordering data

	Contact Type	Matched socket	Dimension (mm)	Rated voltage (V)	Accessory	Type code	Order code
	2Z	3S90.22 (see page 53-55)	37X33X54	DC 12 V	-	60.2 D12	**34485**
				DC 24 V	-	60.2 D24	**34486**
				AC 110 V	-	60.2 A110	**34487**
				AC 220 V	-	60.2 A220	**34488**
	3Z	3S90.23 (see page 53-55)	37X33X59	DC 12 V	-	60.3 D12	**34489**
				DC 24 V	-	60.3 D24	**34490**
				AC 110 V	-	60.3 A110	**34491**
				AC 220 V	-	60.3 A220	**34492**
	2Z	3S90.23 (see page 53-55)	37X33X59	DC 12 V	-	70.2 D12	**34493**
				DC 24 V	-	70.2 D24	**34494**
				AC 110 V	-	70.2 A110	**34495**
				AC 220 V	-	70.2 A220	**34496**
	3Z	3S90.23 (see page 53-55)	37X33X59	DC 12 V	-	70.3 D12	**34497**
				DC 24 V	-	70.3 D24	**34498**
				AC 110 V	-	70.3 A110	**34499**
				AC 220 V	-	70.3 A220	**34500**
	2Z	3SPTT08A, 3SPTT08A (E), 3SPT08, 3SPT08-0	27.5X21X36	DC 12 V	-	58.02 D12	**34501**
				DC 24 V	-	58.02 D24	**34502**
				AC 110 V	-	58.02 A110	**34503**
				AC 220 V	-	58.02 A220	**34504**
	2Z	3SPTT08A, 3SPTT08A (E), 3SPT08, 3SPT08-0	27.5X21X36	DC 12 V	-	56.02 D12	**34505**
				DC 24 V	-	56.02 D24	**34506**
				AC 110 V	-	56.02 A110	**34507**
				AC 220 V	-	56.02 A220	**34508**
	2Z	3SPYF08A, (see page 53-55) 3SPYF08A (E) (see page 53-55)	27.5X21X34	DC 12 V	-	55.02 D12	**34509**
				DC 24 V	-	55.02 D24	**34510**
				AC 110 V	-	55.02 A110	**34511**
				AC 220 V	-	55.02 A220	**34512**

Selection and ordering data

	Contact Type	Matched socket	Dimension (mm)	Rated voltage (V)	Accessory	Type code	Order code
	4Z	3SPYF14A, 3SPYF14A (E), 3SPY14, 3SPY14-0 (see page 53-55)	27.5X21X34	DC 12 V	-	55.04 D12	**34513**
				DC 24 V	-	55.04 D24	**34514**
				AC 110 V	-	55.04 A110	**34515**
				AC 220 V	-	55.04 A220	**34516**
	2Z	3SPYF08A, 3SPYF08A (E), 3SPY08, 3SPY08-0 (see page 53-55)	27.5X21X34	DC 12 V	-	57.02 D12	**34517**
				DC 24 V	-	57.02 D24	**34518**
				AC 110 V	-	57.02 A110	**34519**
				AC 220 V	-	57.02 A220	**34520**
	4Z	3SPYF14A, 3SPYF14A (E), 3SPY14, 3SPY14-0 (see page 53-55)	27.5X21X34	DC 12 V	-	57.04 D12	**34521**
				DC 24 V	-	57.04 D24	**34522**
				AC 110 V	-	57.04 A110	**34523**
				AC 220 V	-	57.04 A220	**34524**



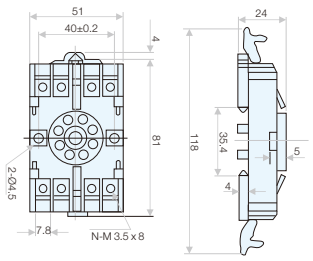

Type code: 3SP2CF-08
Order code: **34525**



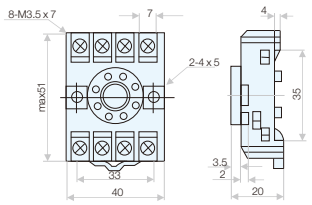

Type code: 3SPF083A
Order code: **34526**



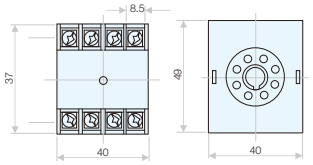

Type code: 3SP3G-08
Order code: **34527**



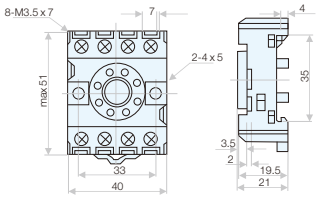

Type code: 3SPF83A-E
Order code: **34528**



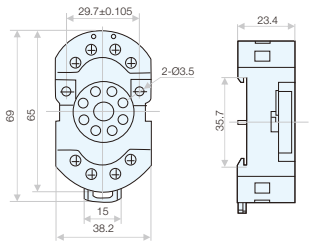

Type code: 3S90.22
Order code: **34529**



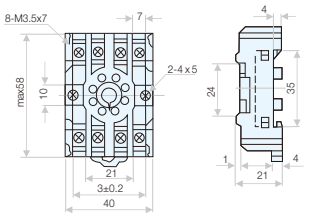

Type code: 3SPF085A
Order code: **34530**



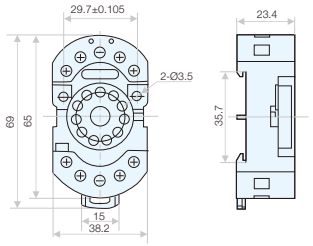

Type code: 3S90.23
Order code: **34531**



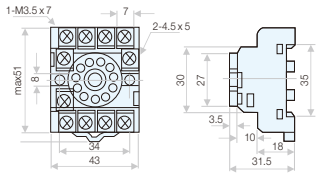

Type code: 3SPF113A
Order code: **34532**



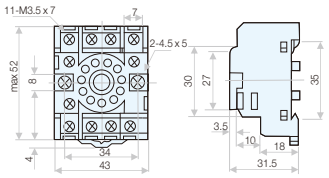

Type code: 3SPF113A-E
Order code: **34533**



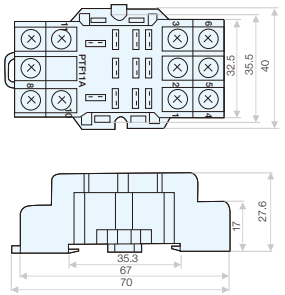

Type code: 3SPTF11A
Order code: **34534**



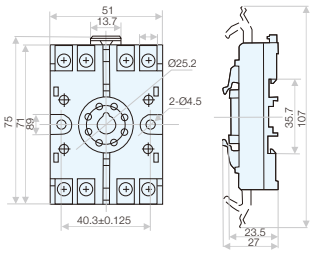

Type code: 3SPS-08
Order code: **34535**



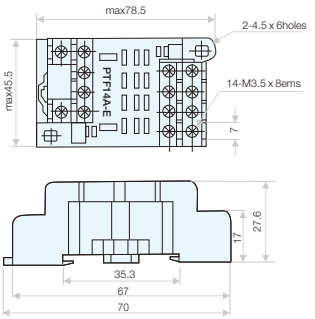

Type code: 3SPTF14A
Order code: **34536**



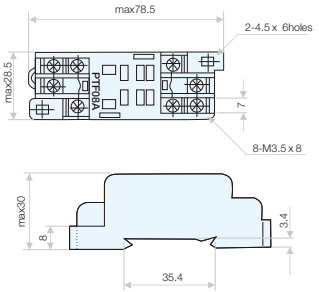

Type code: 3SPTF08A
Order code: **34537**



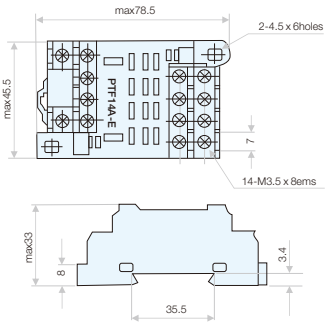

Type code: 3SPTF14A-E
Order code: **34538**



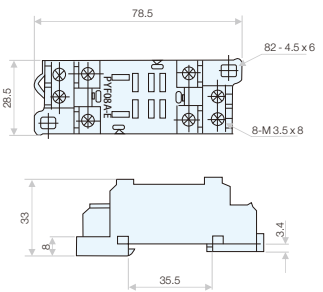

Type code: 3SPTF08A-E
Order code: **34539**



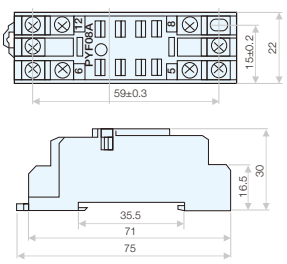

Type code: 3SPYF08A
Order code: **34540**



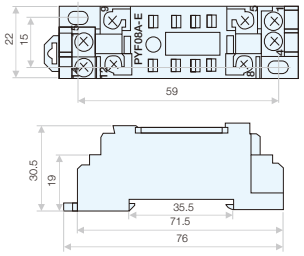

Type code: 3SPYF08A-E
Order code: **34541**



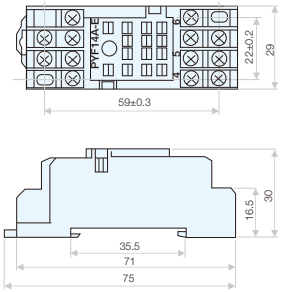

Type code: 3SPYF14A-E
Order code: **34542**

4



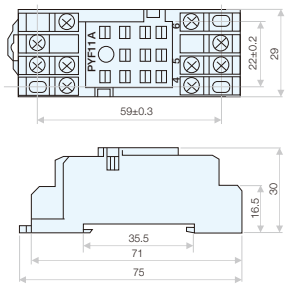

Type code: 3SPYF11A
Order code: **34543**



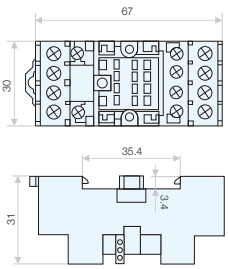

Type code: 3SPYF-14A-E
Order code: **34544**



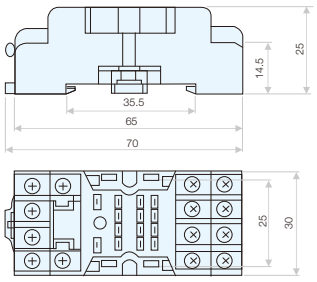

Type code: 3SPYF145A
Order code: **32496**



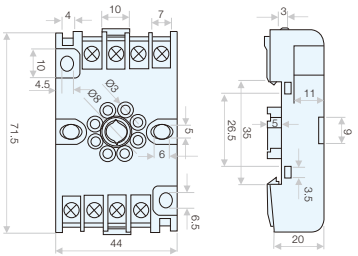

Type code: 3STP28X
Order code: **32497**



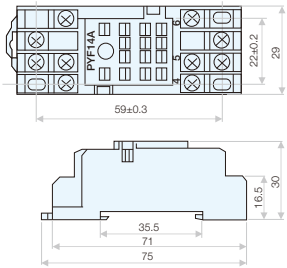

Type code: 3SPYF14A
Order code: **32498**



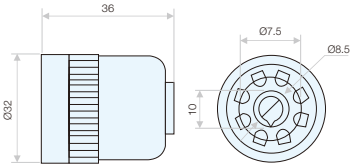

Type code: 3SUS-08
Order code: **32499**

Order code	Type code	Page
10919	GL160AIF3	4-2
10920	GL250AIF3	4-2
10921	GL400AIF3	4-2
10922	GL630AIF3	4-2
10928	GL160AIF4	4-2
10929	GL250AIF4	4-2
10930	GL400AIF4	4-2
10931	GL630AIF4	4-2
10937	GL160AEF3	4-2
10938	GL250AEF3	4-2
10939	GL400AEF3	4-2
10940	GL630AEF3	4-2
10946	GL160AEF4	4-2
10947	GL250AEF4	4-2
10948	GL400AEF4	4-2
10949	GL630AEF4	4-2
11010	GLR160AIF3	4-4
11011	GLR250AIF3	4-4
11012	GLR400AIF3	4-4
11013	GLR630AIF3	4-4
11014	GLR160AIF4	4-4
11015	GLR250AIF4	4-4
11016	GLR400AIF4	4-4
11017	GLR630AIF4	4-4
11021	GLR160AEF3	4-4
11022	GLR250AEF3	4-4
11023	GLR400AEF3	4-4
11024	GLR630AEF3	4-4
11025	GLR160AEF4	4-4
11026	GLR250AEF4	4-4
11027	GLR400AEF4	4-4
11028	GLR630AEF4	4-4
11037	HR1716030	4-6
11038	HR1725030	4-6
11039	HR1740030	4-6
11040	HR1763030	4-6
11043	HR1716040	4-6
11044	HR1725040	4-6
11045	HR1740040	4-6
11046	HR1763040	4-6
12693	3SP-271	4-57
12694	3SP-281	4-57
12695	3SP-291	4-57
12696	3SP-2713	4-57
12697	3SP-2813	4-57
12698	3SP-2913	4-57
12699	3SP-471	4-56
12700	3SP-481	4-56
12701	3SP-491	4-57
12702	3SP-4713	4-56
12703	3SP-4813	4-56
12704	3SP-4913	4-57
12705	3SP-671	4-56
12706	3SP-681	4-56
12707	3SP-691	4-57
12708	3SP-6713	4-56
12709	3SP-6813	4-56
12710	3SP-6913	4-57
12711	3SP-871	4-56
12712	3SP-881	4-56
12714	3SP-8713	4-56
12715	3SP-8813	4-56
14869	FS-3PC0	4-65
14870	FS-3PC2	4-65
14871	FS-3AC0	4-65
14872	FS-3AC2	4-65
14896	SFM-1C0	4-65
14897	SFM-1C2	4-65
14901	SFM-5C0	4-65
14902	SFMP-1C0	4-65
14903	SFMP-1C2	4-65
14904	SFMS-1GC0	4-65
14905	SFMS-1GC2	4-65
14906	SFMS-1YC0	4-65
14907	SFMS-1YC2	4-65
14908	SFMS-10C0	4-65
24611	10RT16G00C	4-8
24612	16RT16G00C	4-8
24613	20RT16G00C	4-8
24614	25RT16G00C	4-8
24615	32RT16G00C	4-8
24616	40RT16G00C	4-8
24617	50RT16G00C	4-8
24618	63RT16G00C	4-8
24619	80RT16G00C	4-8
24620	100RT16G00C	4-8
24623	10RT16G00	4-8
24624	16RT16G00	4-8
24625	20RT16G00	4-8
24626	25RT16G00	4-8
24627	32RT16G00	4-8
24628	40RT16G00	4-8
24629	50RT16G00	4-8
24630	63RT16G00	4-8
24631	80RT16G00	4-8
24632	100RT16G00	4-8
24633	125RT16G00	4-8
24634	160RT16G00	4-8
24635	10RT16G0	4-8
24636	16RT16G0	4-8
24637	20RT16G0	4-8
24638	25RT16G0	4-8
24639	32RT16G0	4-8
24640	40RT16G0	4-8
24641	50RT16G0	4-8
24642	63RT16G0	4-8
24643	80RT16G0	4-8
24644	100RT16G0	4-8
24645	125RT16G0	4-8
24646	160RT16G0	4-8
24647	63RT16G1	4-8
24648	80RT16G1	4-8
24649	100RT16G1	4-8
24650	125RT16G1	4-8
24651	160RT16G1	4-8
24652	200RT16G1	4-8
24653	225RT16G1	4-8
24654	250RT16G1	4-8
24655	125RT15G2	4-8
24656	160RT16G2	4-8
24657	200RT16G2	4-8
24658	225RT16G2	4-8
24659	250RT16G2	4-8
24660	300RT16G2	4-8
24661	315RT16G2	4-8
24662	355RT16G2	4-8
24663	400RT16G2	4-8
24664	160RT16G3	4-8
24665	200RT16G3	4-8
24666	225RT16G3	4-8
24667	250RT16G3	4-8
24668	300RT16G3	4-8
24669	315RT16G3	4-8
24670	355RT16G3	4-8
24671	400RT16G3	4-8
24672	500RT16G3	4-8
24673	630RT16G3	4-8
24675	800RT16G4	4-8
24676	1000RT16G4	4-8
24679	RT16-00-B	4-7
24680	RT16-0-B	4-7
24681	RT16-1-B	4-7
24682	RT16-2-B	4-7
24683	RT16-3-B	4-7
24684	RT16-4-B	4-7
24805	3SA8-BL21	4-17
24806	3SA8-BL31	4-17
24807	3SA8-BL51	4-17
24808	3SA8-BL61	4-17
24809	3SA8-BL22	4-17
24810	3SA8-BL42	4-17
24811	3SA8-BA25	4-17
24812	3SA8-BA35	4-17
24813	3SA8-BA41	4-17
24814	3SA8-BA45	4-17
24815	3SA8-BK2341	4-17
24816	3SA8-BC21	4-17
24817	3SA8-BC31	4-17
24818	3SA8-BC51	4-17
24819	3SA8-BC61	4-17
24820	3SA8-BC42	4-17
24821	3SA8-BR21	4-17
24822	3SA8-BR42	4-17
24823	3SA8-BA3311	4-18
24824	3SA8-BA3341	4-18
24825	3SA8-BA3351	4-18
24826	3SA8-BA4322	4-18
24827	3SA8-BA4342	4-18
24828	3SA8-BL4322	4-18
24829	3SA8-BL4342	4-18
24830	3SA8-BT42	4-18
24831	3SA8-BX42	4-18
24832	3SA8-BS442	4-18
24833	3SA8-BS542	4-18
24834	3SA8-BS642	4-18
24836	3SA8-BS142	4-18
24837	3SA8-BS242	4-18
24838	3SA8-BD21	4-18
24839	3SA8-BD25	4-18
24840	3SA8-BD41	4-18
24841	3SA8-BD45	4-18
24842	3SA8-BD33	4-18
24843	3SA8-BD53	4-18
24844	3SA8-BD73	4-18
24846	3SA8-BJ21	4-18
24847	3SA8-BJ25	4-18
24848	3SA8-BJ41	4-18
24849	3SA8-BJ45	4-18
24850	3SA8-BJ33	4-18
24851	3SA8-BJ53	4-18
24852	3SA8-BJ73	4-18
24854	3SA8-BG21	4-18
24855	3SA8-BG25	4-18
24856	3SA8-BG41	4-18
24857	3SA8-BG45	4-18
24858	3SA8-BG61	4-18
24859	3SA8-BG65	4-18
24860	3SA8-BG33	4-18
24861	3SA8-BG53	4-18
24862	3SA8-BG03	4-18
24863	3SA8-BG73	4-18
24864	3SA8-BV61	4-19
24865	3SA8-BV63	4-19
24866	3SA8-BV64	4-19
24867	3SA8-BV65	4-19
24868	3SA8-BV66	4-19
24869	3SA8-BV71	4-19
24870	3SA8-BV73	4-19
24871	3SA8-BV74	4-19
24872	3SA8-BV75	4-19
24873	3SA8-BV76	4-19
24874	3SA8-BV31	4-19
24875	3SA8-BV33	4-19

Index / Order Code

Order code	Type code	Page
24876	3SA8-BV34	4-19
24877	3SA8-BV35	4-19
24878	3SA8-BV36	4-19
24879	3SA8-BV41	4-19
24880	3SA8-BV43	4-19
24881	3SA8-BV44	4-19
24882	3SA8-BV45	4-19
24883	3SA8-BV46	4-19
24889	3SA8-BV53	4-19
24890	3SA8-BV54	4-19
24891	3SA8-BV55	4-19
24892	3SA8-BV933	4-19
24893	3SA8-BV934	4-19
24894	3SA8-BV935	4-19
24895	3SA8-BL8325	4-20
24896	3SA8-BL9325	4-20
24897	3SA8-BL8425	4-20
24898	3SA8-BL9425	4-20
24899	3SA8-BW8365	4-20
24900	3SA8-BW8465	4-20
24901	3SA8-BW8375	4-20
24902	3SA8-BW8475	4-20
24903	3SA8-BW8345	4-20
24904	3SA8-BW8445	4-20
24905	3SA8-BK2365	4-20
24906	3SA8-BK2465	4-20
24907	3SA8-BK2565	4-20
24908	3SA8-BK2665	4-20
24909	3SA8-BK2765	4-20
24910	3SA8-BK3365	4-20
24911	3SA8-BK3465	4-20
24912	3SA8-BK3565	4-20
24913	3SA8-BK3665	4-20
24914	3SA8-BK3765	4-20
31428	GL125AIF3	4-2
31429	GL125AIF4	4-2
31430	GL125AEF3	4-2
31431	GL125AEF4	4-2
32496	PYF145A	4-89
32497	TP28X	4-89
32498	PYF14A	4-89
32499	US08	4-89
32518	TS1021	4-64
32519	TS1121	4-64
32520	TS1221	4-64
32521	TS1321	4-64
32522	TS1122	4-64
32523	TS1322	4-64
32524	T701AW	4-64
32525	T701AT	4-64
32526	T701AU	4-64
32527	T701BW	4-64
32528	T701BT	4-64
32529	T701BU	4-64
32530	T701CW	4-64
32531	T701CT	4-64
32532	T701CU	4-64
32533	T701DW	4-64
32534	T701DT	4-64
32535	T701DU	4-64
32536	T701MW	4-64
32537	T701MT	4-64
32538	T701MU	4-64
32539	T701RW	4-64
32540	T701RT	4-64
32541	T701RU	4-64
32542	T702AW	4-64
32543	T702AT	4-64
32544	T702AU	4-64
32545	T702BW	4-64
32546	T702BT	4-64
32547	T702BU	4-64
32548	T702CW	4-64
32549	T702CT	4-64
32550	T702CU	4-64
32551	T702DW	4-64
32552	T702DT	4-64
32553	T702DU	4-64
32554	T702MW	4-64
32555	T702MT	4-64
32556	T702MU	4-64
32557	T702RW	4-64
32558	T702RT	4-64
32559	T702RU	4-64
32560	T700-1R	4-64
32561	T700-1B	4-64
32562	T700-1Y	4-64
32563	T700-1G	4-64
32564	T700-1T	4-64
32565	T700-2HS	4-64
32566	T700-2YS	4-64
32567	T700-2BS	4-64
32568	T700-2RS	4-64
32569	T700-2GS	4-64
32570	T700-2HM	4-64
32571	T700-2YM	4-64
32572	T700-2BM	4-64
32573	T700-2RM	4-64
32574	T700-2GM	4-64
32575	FS1 R2	4-66
32576	FS1 R3	4-66
32577	FS1 R4	4-66
32578	FS1 R5	4-66
32603	FS2 B2	4-66
32604	FS2 B3	4-66
32605	FS2 B4	4-66
32606	FS2 B5	4-66
32623	FS3 B2	4-66
32624	FS3 B3	4-66
32625	FS3 B4	4-66
32626	FS3 B5	4-66
32643	FS4 B2	4-66
32644	FS4 B3	4-66
32645	Fs4 B4	4-66
32646	FS4 B5	4-66
32671	FS5 H2	4-66
32672	FS5 H3	4-66
32673	FS5 H4	4-66
32674	FS5 H5	4-66
32764	3SA5-BL21	4-21
32765	3SA5-BL31	4-21
32766	3SA5-BL51	4-21
32767	3SA5-BL61	4-21
32769	3SA5-BL42	4-21
32775	3SA5-BC21	4-21
32776	3SA5-BC31	4-21
32777	3SA5-BC51	4-21
32779	3SA5-BC42	4-21
32780	3SA5-BR21	4-21
32781	3SA5-BR42	4-21
32787	3SA5-BL4322	4-21
32788	3SA5-BL4342	4-21
32789	3SA5-BT42	4-21
32790	3SA5-BX42	4-21
32791	3SA5-BS442	4-21
32792	3SA5-BS542	4-21
32793	3SA5-BS642	4-21
32795	3SA5-BS142	4-21
32796	3SA5-BS242	4-21
32797	3SA5-BD21	4-22
32798	3SA5-BD25	4-22
32799	3SA5-BD41	4-22
32800	3SA5-BD45	4-22
32801	3SA5-BD33	4-22
32802	3SA5-BD53	4-22
32803	3SA5-BD73	4-22
32805	3SA5-BJ21	4-22
32806	3SA5-BJ25	4-22
32807	3SA5-BJ41	4-22
32808	3SA5-BJ45	4-22
32809	3SA5-BJ33	4-22
32810	3SA5-BJ53	4-22
32811	3SA5-BJ73	4-22
32813	3SA5-BG21	4-22
32814	3SA5-BG25	4-22
32815	3SA5-BG41	4-22
32816	3SA5-BG45	4-22
32817	3SA5-BG61	4-22
32818	3SA5-BG65	4-22
32819	3SA5-BG33	4-22
32820	3SA5-BG53	4-22
32821	3SA5-BG03	4-22
32822	3SA5-BG73	4-22
32854	3SA5-BL8325	4-22
32855	3SA5-BL9325	4-22
32856	3SA5-BL8425	4-22
32857	3SA5-BL9425	4-22
32889	3SA10-B101H29	4-54
32890	3SA10-B102	4-54
32891	3SA10-B103	4-54
32892	3SA10-B111H29	4-54
32893	3SA10-B112	4-54
32894	3SA10-B114	4-54
32895	3SA10-B164H29	4-54
32896	3SA10-J174	4-54
32897	3SA10-J184	4-54
32898	3SA10-J178	4-54
32899	3SA10-J188	4-54
32900	3SA10-B211H29	4-55
32901	3SA10-B213	4-55
32902	3SA10-B215	4-55
32903	3SA10-B132H29	4-55
32904	3SA10-B134	4-55
32905	3SA10-B142H29	4-55
32906	3SA10-B144	4-55
32907	3SA10-B361H29	4-55
32908	3SA10-B363	4-55
32909	3SA10-B366	4-55
32910	3SA10-B371H29	4-55
32911	3SA10-B373	4-55
32912	3SA10-B376	4-55
32913	3SP-4923	4-57
32914	BS-211	4-58
32915	BS-216	4-58
32916	BS-230	4-58
32917	HJ9-1Y	4-58
32918	HJ9-2Y	4-58
32919	HJ9-3Y	4-58
32920	HJ9-4Y	4-58
32921	HJ9-5Y	4-58
32922	HJ9-6Y	4-58
32923	HJ9-1G	4-58
32924	HJ9-2G	4-58
32925	HJ9-3G	4-58
32926	HJ9-4G	4-58
32927	HJ9-5G	4-58
32928	HJ9-6G	4-58
32982	LW28 102 61020	4-11
32983	LW28 102 61025	4-11
32984	LW28 102 61032	4-11
32985	LW28 102 61063	4-11
32986	LW28 102 61125	4-11
32987	LW28 102 61160	4-11

Order code	Type code	Page
32988	LW28 102 62020	4-11
32989	LW28 102 62025	4-11
32990	LW28 102 62032	4-11
32991	LW28 102 62063	4-11
32992	LW28 102 62125	4-11
32993	LW28 102 62160	4-11
32994	LW28 102 63020	4-11
32995	LW28 102 63025	4-11
32996	LW28 102 63032	4-11
32997	LW28 102 63063	4-11
32998	LW28 102 63125	4-11
32999	LW28 102 63160	4-11
33000	LW28 102 64020	4-11
33001	LW28 102 64025	4-11
33002	LW28 102 64032	4-11
33003	LW28 102 64063	4-11
33004	LW28 102 64125	4-11
33005	LW28 102 64160	4-11
33006	LW28 12 61020	4-11
33007	LW28 12 61025	4-11
33008	LW28 12 61032	4-11
33009	LW28 12 61063	4-11
33010	LW28 12 61125	4-11
33011	LW28 12 61160	4-11
33012	LW28 12 62020	4-11
33013	LW28 12 62025	4-11
33014	LW28 12 62032	4-11
33015	LW28 12 62063	4-11
33016	LW28 12 62125	4-11
33017	LW28 12 62160	4-11
33018	LW28 12 63020	4-11
33019	LW28 12 63025	4-11
33020	LW28 12 63032	4-11
33021	LW28 12 63063	4-11
33022	LW28 12 63125	4-11
33023	LW28 12 63160	4-11
33024	LW28 12 64020	4-11
33025	LW28 12 64025	4-11
33026	LW28 12 64032	4-11
33027	LW28 12 64063	4-11
33028	LW28 12 64125	4-11
33029	LW28 12 64160	4-11
33030	LW28V	4-11
33031	LW28A	4-11
33056	LW28GS120	4-12
33057	LW28GS125	4-12
33058	LW28GS132	4-12
33059	LW28GS163	4-12
33060	LW28GS1125	4-12
33061	LW28GS1160	4-12
33062	LW28GS220	4-12
33063	LW28GS225	4-12
33064	LW28GS232	4-12
33065	LW28GS263	4-12
33066	LW28GS2125	4-12
33067	LW28GS2160	4-12
33068	LW28GS320	4-12
33069	LW28GS325	4-12
33070	LW28GS332	4-12
33071	LW28GS363	4-12
33072	LW28GS3125	4-12
33073	LW28GS3160	4-12
33074	LW28GS420	4-12
33075	LW28GS425	4-12
33076	LW28GS432	4-12
33077	LW28GS463	4-12
33078	LW28GS4125	4-12
33079	LW28GS4160	4-12
33080	D11 3D25	4-14
33081	D11 3D32	4-14
33082	D11 3D40	4-14
33083	D11 3D63	4-14
33084	D11 3D80	4-14
33085	D11 3D100	4-14
33086	D11 4D25	4-14
33087	D11 4D32	4-14
33088	D11 4D40	4-14
33089	D11 4D63	4-14
33090	D11 4D80	4-14
33091	D11 4D100	4-14
33092	D11 3R25	4-14
33093	D11 3R32	4-14
33094	D11 3R40	4-14
33095	D11 3R63	4-14
33096	D11 3R80	4-14
33097	D11 3R100	4-14
33098	D11 4R25	4-14
33099	D11 4R32	4-14
33100	D11 4R40	4-14
33101	D11 4R63	4-14
33102	D11 4R80	4-14
33103	D11 4R100	4-14
33104	D11 3NR25	4-14
33105	D11 3NR32	4-14
33106	D11 3NR40	4-14
33107	D11 3NR63	4-14
33108	D11 3NR80	4-14
33109	D11 3NR100	4-14
33110	D11 5R25	4-14
33111	D11 5R32	4-14
33112	D11 5R40	4-14
33113	D11 5R63	4-14
33114	D11 5R80	4-14
33115	D11 5R100	4-14
33116	D11 B316	4-15
33117	D11 B320	4-15
33118	D11 B325	4-15
33119	D11 B332	4-15
33120	D11 B340	4-15
33121	D11 B363	4-15
33122	D11 B380	4-15
33123	D11 B3100	4-15
33124	D11 B416	4-15
33125	D11 B420	4-15
33126	D11 B425	4-15
33127	D11 B432	4-15
33128	D11 B440	4-15
33129	D11 B463	4-15
33130	D11 B480	4-15
33131	D11 B4100	4-15
34081	3SA5-BR31	4-21
34082	3SA5-BR52	4-21
34083	3SA5-BL3311	4-21
34084	3SA5-BL3361	4-21
34085	3SA5-BL3351	4-21
34086	3SA5-BL3341	4-21
34359	ST3PA AD24	4-80
34360	ST3PA AA110	4-80
34361	ST3PA AA220	4-80
34362	ST3PA BD24	4-80
34363	ST3PA BA110	4-80
34364	ST3PA BA220	4-80
34365	ST3PA CD24	4-80
34366	ST3PA CA110	4-80
34367	ST3PA CA220	4-80
34368	ST3PA DD24	4-80
34369	ST3PA DA110	4-80
34370	ST3PA DA220	4-80
34371	ST3PA ED24	4-80
34372	ST3PA EA110	4-80
34373	ST3PA EA220	4-80
34374	ST3PA Fd24	4-80
34375	ST3PA FA110	4-80
34376	ST3PA FA220	4-80
34377	ST3PA GD24	4-80
34378	ST3PA GA110	4-80
34379	ST3PA GA220	4-80
34380	ST3PC AD24	4-80
34381	ST3PC AA110	4-80
34382	ST3PC AA220	4-80
34383	ST3PC BD24	4-80
34384	ST3PC BA110	4-80
34385	ST3PC BA220	4-80
34386	ST3PC CD24	4-80
34387	ST3PC CA110	4-80
34388	ST3PC CA220	4-80
34389	ST3PC DD24	4-80
34390	ST3PC DA110	4-80
34391	ST3PC DA220	4-80
34392	ST3PC ED24	4-80
34393	ST3PC EA110	4-80
34394	ST3PC EA220	4-80
34395	ST3PC FD24	4-80
34396	ST3PC FA110	4-80
34397	ST3PC FA220	4-80
34398	ST3PC GD24	4-80
34399	ST3PC GA110	4-80
34400	ST3PC GA220	4-80
34401	H3BA D12	4-80
34402	H3BA D24	4-80
34403	H3BA A110	4-80
34404	H3BA A220	4-80
34405	H3BA8 D12	4-80
34406	H3BA8 D24	4-80
34407	H3BA8 A110	4-80
34408	H3BA8 A220	4-80
34409	H3BA8H D12	4-80
34410	H3BA8H D24	4-80
34411	H3BA8H A110	4-80
34412	H3BA8H A220	4-80
34413	J4L2 D12	4-83
34414	J4L2 D24	4-83
34415	J4L2 A110	4-83
34416	J4L2 A220	4-83
34417	J4L2N D12	4-83
34418	J4L2N D24	4-83
34419	J4L2N A110	4-83
34420	J4L2N A220	4-83
34421	J4L2NS D12	4-83
34422	J4L2NS D24	4-83
34423	J4L2NS A110	4-83
34424	J4L2NS A220	4-83
34425	J4M2 D12	4-83
34426	J4M2 D24	4-83
34427	J4M2 A110	4-83
34428	J4M2 A220	4-83
34429	J4M2N D12	4-83
34430	J4M2N D24	4-83
34431	J4M2N A110	4-83
34432	J4M2N A220	4-83
34433	J4M2NS D12	4-83
34434	J4M2NS D24	4-83
34435	J4M2NS A110	4-83
34436	J4M2NS A220	4-83
34437	J4M3 D12	4-84
34438	J4M3 D24	4-84
34439	J4M3 A110	4-84
34440	J4M3 A220	4-84
34441	J4M3N D12	4-84
34442	J4M3N D24	4-84
34443	J4M3N A110	4-84
34444	J4M3N A220	4-84
34445	J4M3NS D12	4-84

Index / Order Code

Order code	Type code	Page
34446	J4M3NS D24	4-84
34447	J4M3NS A110	4-84
34448	J4M3NS A220	4-84
34449	J4M4 D12	4-84
34450	J4M4 D24	4-84
34451	J4M4 A110	4-84
34452	J4M4 A220	4-84
34453	J4M4N D12	4-84
34454	J4M4N D24	4-84
34455	J4M4N A110	4-84
34456	J4M4N A220	4-84
34457	J4M4NS D12	4-84
34458	J4M4NS D24	4-84
34459	J4M4NS A110	4-84
34460	J4M4NS A220	4-84
34461	J52N D12	4-84
34462	J52N D24	4-84
34463	J52N A110	4-84
34464	J52N A220	4-84
34465	J52S D12	4-84
34466	J52S D24	4-84
34467	J52S A110	4-84
34468	J52S A220	4-84
34469	J52NS D12	4-84
34470	J52NS D24	4-84
34471	J52NS A110	4-84
34472	J52NS A220	4-84
34473	J53N D12	4-84
34474	J53N D24	4-84
34475	J53N A110	4-84
34476	J53N A220	4-84
34477	J53S D12	4-84
34478	J53S D24	4-84
34479	J53S A110	4-84
34480	J53S A220	4-84
34481	J53NS D12	4-84
34482	J53NS D24	4-84
34483	J53NS A110	4-84
34484	J53NS A220	4-84
34485	60.2 D12	4-85
34486	60.2 D24	4-85
34487	60.2 A110	4-85
34488	60.2 A220	4-85
34489	60.3 D12	4-85
34490	60.3 D24	4-85
34491	60.3 A110	4-85
34492	60.3 A220	4-85
34493	70.2 D12	4-85
34494	70.2 D24	4-85
34495	70.2 A110	4-85
34496	70.2 A220	4-85
34497	70.3 D12	4-85
34498	70.3 D24	4-85
34499	70.3 A110	4-85
34500	70.3 A220	4-85
34501	58.02 D12	4-85
34502	58.02 D24	4-85
34503	58.02 A110	4-85
34504	58.02 A220	4-85
34505	56.02 D12	4-85
34506	56.02 D24	4-85
34507	56.02 A110	4-85
34508	56.02 A220	4-85
34509	55.02 D12	4-85
34510	55.02 D24	4-85
34511	55.02 A110	4-85
34512	55.02 A220	4-85
34513	55.04 D12	4-86
34514	55.04 D24	4-86
34515	55.04 A110	4-86
34516	55.04 A220	4-86
34517	57.02 D12	4-86
34518	57.02 D24	4-86
34519	57.02 A110	4-86
34520	57.02 A220	4-86
34521	57.04 D12	4-86
34522	57.04 D24	4-86
34523	57.04 A110	4-86
34524	57.04 A220	4-86
34525	P2CF08	4-87
34526	PF083A	4-87
34527	P3G08	4-87
34528	PF83AE	4-87
34529	3S90.22	4-87
34530	PF085A	4-87
34531	3S90.23	4-87
34532	PF113A	4-87
34533	PF113AE	4-88
34534	PTF11A	4-88
34535	PS08	4-88
34536	PTF14A	4-88
34537	PTF08A	4-88
34538	PTF14AE	4-88
34539	PTF08AE	4-88
34540	PYF08A	4-88
34541	PYF08AE	4-89
34542	PYF14AE	4-89
34543	PYF11A	4-89
34544	PYF14AE	4-89
34601	H3CT 1SA220	4-81
34602	H3CT 1SA110	4-81
34603	H3CT 1SD24	4-81
34604	H3CT 10SA220	4-81
34605	H3CT 10SA110	4-81
34606	H3CT 10SD24	4-81
34607	H3CT 1MA220	4-81
34608	H3CT 1MA110	4-81
34609	H3CT 1MD24	4-81
34610	H3CT 10MA220	4-81
34611	H3CT 10MA110	4-81
34612	H3CT 10MD24	4-81
34613	H3CT8HA D12	4-81
34614	H3CT8HA D24	4-81
34615	H3CT8HA A110	4-81
34616	H3CT8HA A220	4-81
34617	H3CT8HB D12	4-81
34618	H3CT8HB D24	4-81
34619	H3CT8HB A110	4-81
34620	H3CT8HB A220	4-81
34621	H3CT8HC D12	4-81
34622	H3CT8HC D24	4-81
34623	H3CT8HC A110	4-81
34624	H3CT8HC A220	4-81
34625	H3CT8HD D12	4-81
34626	H3CT8HD D24	4-81
34627	H3CT8HD A110	4-81
34628	H3CT8HD A220	4-81
34629	H3CT8HE D12	4-81
34630	H3CT8HE D24	4-81
34631	H3CT8HE A110	4-81
34632	H3CT8HE A220	4-81
34633	H3CT8A D12	4-81
34634	H3CT8A D24	4-81
34635	H3CT8A A110	4-81
34636	H3CT8A A220	4-81
34637	H3CT8B D12	4-81
34638	H3CT8B D24	4-81
34639	H3CT8B A110	4-81
34640	H3CT8B A220	4-81
34641	H3CT8C D12	4-81
34642	H3CT8C D24	4-81
34643	H3CT8C A110	4-81
34644	H3CT8C A220	4-81
34645	H3CT8D D12	4-81
34646	H3CT8D D24	4-81
34647	H3CT8D A110	4-81
34648	H3CT8D A220	4-81
34649	H3CT8E D12	4-81
34650	H3CT8E D24	4-81
34651	H3CT8E A110	4-81
34652	H3CT8E A220	4-81
34653	H3Y 5SD24	4-82
34654	H3Y 10SD24	4-82
34655	H3Y 30SD24	4-82
34656	H3Y 60SD24	4-82
34657	H3Y 5SD110	4-82
34658	H3Y 10SD110	4-82
34659	H3Y 30SD110	4-82
34660	H3Y 60SD110	4-82
34661	H3Y 5SD220	4-82
34662	H3Y 10SD220	4-82
34663	H3Y 30SD220	4-82
34664	H3Y 60SD220	4-82
34894	3SA8-BA11	4-17
34895	3SA8-BA21	4-17
34896	3SA8-BA31	4-17
34897	3SA8-BA51	4-17
34898	3SA8-BA61	4-17
34899	3SA8-BA22	4-17
34900	3SA8-BA42	4-17
34974	AD22B-8D6R	4-52
34975	AD22B-8D6G	4-52
34976	AD22B-8D6Y	4-52
34977	AD22B-8D6W	4-52
34978	AD22B-8D6B	4-52
35014	AD22B-8D12R	4-52
35015	AD22B-8D12G	4-52
35016	AD22B-8D12Y	4-52
35017	AD22B-8D12W	4-52
35018	AD22B-8D12B	4-52
35054	AD22B-8D24R	4-52
35055	AD22B-8D24G	4-52
35056	AD22B-8D24Y	4-52
35057	AD22B-8D24W	4-52
35058	AD22B-8D24B	4-52
35094	AD22B-8D36R	4-52
35095	AD22B-8D36G	4-52
35096	AD22B-8D36Y	4-52
35097	AD22B-8D36W	4-52
35098	AD22B-8D36B	4-52
35134	AD22B-8D48R	4-52
35135	AD22B-8D48G	4-52
35136	AD22B-8D48Y	4-52
35137	AD22B-8D48W	4-52
35138	AD22B-8D48B	4-52
35174	AD22B-8A110R	4-52
35175	AD22B-8A110G	4-52
35176	AD22B-8A110Y	4-52
35177	AD22B-8A110W	4-52
35178	AD22B-8A110B	4-52
35214	AD22B-8A120R	4-52
35215	AD22B-8A120G	4-52
35216	AD22B-8A120Y	4-52
35217	AD22B-8A120W	4-52
35218	AD22B-8A120B	4-52
35254	AD22B-8A220R	4-52
35255	AD22B-8A220G	4-52
35256	AD22B-8A220Y	4-52
35257	AD22B-8A220W	4-52
35258	AD22B-8A220B	4-52
35294	AD22B-8A230R	4-52
35295	AD22B-8A230G	4-52
35296	AD22B-8A230Y	4-52

Order code	Type code	Page
35297	AD22B-8A230W	4-52
35298	AD22B-8A230B	4-52
35549	AD22-22BS21R	4-49
35550	AD22-22BS21G	4-49
35551	AD22-22BS21Y	4-49
35552	AD22-22BS21W	4-49
35553	AD22-22BS21B	4-49
35554	AD22-22BS22R	4-49
35555	AD22-22BS22G	4-49
35556	AD22-22BS22Y	4-49
35557	AD22-22BS22W	4-49
35558	AD22-22BS22B	4-49
35559	AD22-22BS23R	4-49
35560	AD22-22BS23G	4-49
35561	AD22-22BS23Y	4-49
35562	AD22-22BS23W	4-49
35563	AD22-22BS23B	4-49
35564	AD22-22BS24R	4-49
35565	AD22-22BS24G	4-49
35566	AD22-22BS24Y	4-49
35567	AD22-22BS24W	4-49
35568	AD22-22BS24B	4-49
35569	AD22-22BS25R	4-49
35570	AD22-22BS25G	4-49
35571	AD22-22BS25Y	4-49
35572	AD22-22BS25W	4-49
35573	AD22-22BS25B	4-49
35574	AD22-22BS26R	4-49
35575	AD22-22BS26G	4-49
35576	AD22-22BS26Y	4-49
35577	AD22-22BS26W	4-49
35578	AD22-22BS26B	4-49
35579	AD22-22BS27R	4-49
35580	AD22-22BS27G	4-49
35581	AD22-22BS27Y	4-49
35582	AD22-22BS27W	4-49
35583	AD22-22BS27B	4-49
35584	AD22-22BS28R	4-49
35585	AD22-22BS28G	4-49
35586	AD22-22BS28Y	4-49
35587	AD22-22BS28W	4-49
35588	AD22-22BS28B	4-49
35589	AD22-22BS31R	4-49
35590	AD22-22BS31G	4-49
35591	AD22-22BS31Y	4-49
35592	AD22-22BS31W	4-49
35593	AD22-22BS31B	4-49
35594	AD22-22BS32R	4-49
35595	AD22-22BS32G	4-49
35596	AD22-22BS32Y	4-49
35597	AD22-22BS32W	4-49
35598	AD22-22BS32B	4-49
35649	AD22-22DS21R	4-50
35650	AD22-22DS21G	4-50
35651	AD22-22DS21Y	4-50
35652	AD22-22DS21W	4-50
35653	AD22-22DS21B	4-50
35654	AD22-22DS22R	4-50
35655	AD22-22DS22G	4-50
35656	AD22-22DS22Y	4-50
35657	AD22-22DS22W	4-50
35658	AD22-22DS22B	4-50
35659	AD22-22DS23R	4-50
35660	AD22-22DS23G	4-50
35661	AD22-22DS23Y	4-50
35662	AD22-22DS23W	4-50
35663	AD22-22DS23B	4-50
35664	AD22-22DS24R	4-50
35665	AD22-22DS24G	4-50
35666	AD22-22DS24Y	4-50
35667	AD22-22DS24W	4-50
35668	AD22-22DS24B	4-50
35669	AD22-22DS25R	4-50
35670	AD22-22DS25G	4-50
35671	AD22-22DS25Y	4-50
35672	AD22-22DS25W	4-50
35673	AD22-22DS25B	4-50
35674	AD22-22DS26R	4-50
35675	AD22-22DS26G	4-50
35676	AD22-22DS26Y	4-50
35677	AD22-22DS26W	4-50
35678	AD22-22DS26B	4-50
35679	AD22-22DS27R	4-50
35680	AD22-22DS27G	4-50
35681	AD22-22DS27Y	4-50
35682	AD22-22DS27W	4-50
35683	AD22-22DS27B	4-50
35684	AD22-22DS28R	4-50
35685	AD22-22DS28G	4-50
35686	AD22-22DS28Y	4-50
35687	AD22-22DS28W	4-50
35688	AD22-22DS28B	4-50
35689	AD22-22DS31R	4-50
35690	AD22-22DS31G	4-50
35691	AD22-22DS31Y	4-50
35692	AD22-22DS31W	4-50
35693	AD22-22DS31B	4-50
35694	AD22-22DS32R	4-50
35695	AD22-22DS32G	4-50
35696	AD22-22DS32Y	4-50
35697	AD22-22DS32W	4-50
35698	AD22-22DS32B	4-50
35899	AD22-22D21R	4-51
35900	AD22-22D21G	4-51
35901	AD22-22D21Y	4-51
35902	AD22-22D21W	4-51
35903	AD22-22D21B	4-51
35904	AD22-22D22R	4-51
35905	AD22-22D22G	4-51
35906	AD22-22D22Y	4-51
35907	AD22-22D22W	4-51
35908	AD22-22D22B	4-51
35909	AD22-22D23R	4-51
35910	AD22-22D23G	4-51
35911	AD22-22D23Y	4-51
35912	AD22-22D23W	4-51
35913	AD22-22D23B	4-51
35914	AD22-22D24R	4-51
35915	AD22-22D24G	4-51
35916	AD22-22D24Y	4-51
35917	AD22-22D24W	4-51
35918	AD22-22D24B	4-51
35919	AD22-22D25R	4-51
35920	AD22-22D25G	4-51
35921	AD22-22D25Y	4-51
35922	AD22-22D25W	4-51
35923	AD22-22D25B	4-51
35924	AD22-22D26R	4-51
35925	AD22-22D26G	4-51
35926	AD22-22D26Y	4-51
35927	AD22-22D26W	4-51
35928	AD22-22D26B	4-51
35929	AD22-22D27R	4-51
35930	AD22-22D27G	4-51
35931	AD22-22D27Y	4-51
35932	AD22-22D27W	4-51
35933	AD22-22D27B	4-51
35934	AD22-22D28R	4-51
35935	AD22-22D28G	4-51
35936	AD22-22D28Y	4-51
35937	AD22-22D28W	4-51
35938	AD22-22D28B	4-51
35939	AD22-22D31R	4-51
35940	AD22-22D31G	4-51
35941	AD22-22D31Y	4-51
35942	AD22-22D31W	4-51
35943	AD22-22D31B	4-51
35944	AD22-22D32R	4-51
35945	AD22-22D32G	4-51
35946	AD22-22D32Y	4-51
35947	AD22-22D32W	4-51
35948	AD22-22D32B	4-51
35999	AD22-22DRG23RG	4-53
36000	AD22-22DRG24RG	4-53
36001	AD22-22DRG25RG	4-53
36002	AD22-22DRG26RG	4-53
36003	AD22-22DRG27RG	4-53
36004	AD22-22DRG28RG	4-53
36005	AD22-22DRG31RG	4-53
36006	AD22-22DRG32RG	4-53
36007	AD22-22DRG23RY	4-53
36008	AD22-22DRG24RY	4-53
36009	AD22-22DRG25RY	4-53
36010	AD22-22DRG26RY	4-53
36011	AD22-22DRG27RY	4-53
36012	AD22-22DRG28RY	4-53
36013	AD22-22DRG31RY	4-53
36014	AD22-22DRG32RY	4-53
36015	AD22-22MK23	4-53
36016	AD22-22MK24	4-53
36017	AD22-22MK25	4-53
36018	AD22-22MK26	4-53
36019	AD22-22MK27	4-53
36020	AD22-22MK28	4-53
36021	AD22-22MK31	4-53
36022	AD22-22MK32	4-53
36023	AD22-22MR23	4-53
36024	AD22-22MR24	4-53
36025	AD22-22MR25	4-53
36026	AD22-22MR26	4-53
36027	AD22-22MR27	4-53
36028	AD22-22MR28	4-53
36029	AD22-22MR31	4-53
36030	AD22-22MR32	4-53
36741	RV1-01/N220	4-69
36742	RV1-01/N230	4-69
36743	RV1-01/N240	4-69
36744	RV1-01/A380	4-69
36745	RV1-01/A400	4-69
36746	RV1-01/A415	4-69
36747	RV1-02/N220	4-69
36748	RV1-02/N230	4-69
36749	RV1-02/N240	4-69
36750	RV1-02/A380	4-69
36751	RV1-02/A400	4-69
36752	RV1-02/A415	4-69
36753	RV1-03/N220	4-69
36754	RV1-03/N230	4-69
36755	RV1-03/N240	4-69
36756	RV1-03/A380	4-69
36757	RV1-03/A400	4-69
36758	RV1-03/A415	4-69
36759	RV1-03P/A380	4-69
36760	RV1-03P/A400	4-69
36761	RV1-03P/A415	4-69
36762	RV1-03F/A380	4-69
36763	RV1-03F/A400	4-69
36764	RV1-03F/A415	4-69
36765	RV1-04/N220	4-69
36766	RV1-04/N230	4-69
36767	RV1-04/N240	4-69
36768	RV1-04/A380	4-69
36769	RV1-04/A400	4-69

Index / Order Code

Order code	Type code	Page
36770	RV1-04/A415	4-69
36771	RV1-04P/A380	4-69
36772	RV1-04P/A400	4-69
36773	RV1-04P/A415	4-69
36774	RV1-04F/A380	4-69
36775	RV1-04F/A400	4-69
36776	RV1-04F/A415	4-69
36777	RV1-05/N220	4-69
36778	RV1-05/N230	4-69
36779	RV1-05/N240	4-69
36780	RV1-05/A380	4-69
36781	RV1-05/A400	4-69
36782	RV1-05/A415	4-69
36783	RV1-05P/A380	4-69
36784	RV1-05P/A400	4-69
36785	RV1-05P/A415	4-69
36786	RV1-05F/A380	4-69
36787	RV1-05F/A400	4-69
36788	RV1-05F/A415	4-69
36789	RV1-06/N220	4-69
36790	RV1-06/N230	4-69
36791	RV1-06/N240	4-69
36792	RV1-06/A380	4-69
36793	RV1-06/A400	4-69
36794	RV1-06/A415	4-69
36795	RV1-06P/A380	4-69
36796	RV1-06P/A400	4-69
36797	RV1-06P/A415	4-69
36798	RV1-06F/A380	4-69
36799	RV1-06F/A400	4-69
36800	RV1-06F/A415	4-69
36801	RV1-07/N220	4-70
36802	RV1-07/N230	4-70
36803	RV1-07/N240	4-70
36804	RV1-07/A380	4-70
36805	RV1-07/A400	4-70
36806	RV1-07/A415	4-70
36807	RV1-07P/A380	4-70
36808	RV1-07P/A400	4-70
36809	RV1-07P/A415	4-70
36810	RV1-07F/A380	4-70
36811	RV1-07F/A400	4-70
36812	RV1-07F/A415	4-70
36813	RV1-08/N220	4-70
36814	RV1-08/N230	4-70
36815	RV1-08/N240	4-70
36816	RV1-08/A380	4-70
36817	RV1-08/A400	4-70
36818	RV1-08/A415	4-70
36819	RV1-08P/A380	4-70
36820	RV1-08P/A400	4-70
36821	RV1-08P/A415	4-70
36822	RV1-08F/A380	4-70
36823	RV1-08F/A400	4-70
36824	RV1-08F/A415	4-70
36825	RV1-09/N220	4-70
36826	RV1-09/N230	4-70
36827	RV1-09/N240	4-70
36828	RV1-09/A380	4-70
36829	RV1-09/A400	4-70
36830	RV1-09/A415	4-70
36831	RV1-09P/A380	4-70
36832	RV1-09P/A400	4-70
36833	RV1-09P/A415	4-70
36834	RV1-09F/A380	4-70
36835	RV1-09F/A400	4-70
36836	RV1-09F/A415	4-70
36840	RV1-10/N220	4-70
36841	RV1-10/N230	4-70
36842	RV1-10/N240	4-70
36843	RV1-10/A380	4-70
36844	RV1-10/A400	4-70
36845	RV1-10/A415	4-70
36846	RV1-10P/A380	4-70
36847	RV1-10P/A400	4-70
36848	RV1-10P/A415	4-70
36849	RV1-10F/A380	4-70
36850	RV1-10F/A400	4-70
36851	RV1-10F/A415	4-70
36855	RV1-11/N220	4-71
36856	RV1-11/N230	4-71
36857	RV1-11/N240	4-71
36858	RV1-11/A380	4-71
36859	RV1-11/A400	4-71
36860	RV1-11/A415	4-71
36861	RV1-11P/A380	4-71
36862	RV1-11P/A400	4-71
36863	RV1-11P/A415	4-71
36864	RV1-11F/A380	4-71
36865	RV1-11F/A400	4-71
36866	RV1-11RTF/A415	4-71
36870	RV1-12/N220	4-71
36871	RV1-12/N230	4-71
36872	RV1-12/N240	4-71
36873	RV1-12/A380	4-71
36874	RV1-12/A400	4-71
36875	RV1-12/A415	4-71
36876	RV1-12P/A380	4-71
36877	RV1-12P/A400	4-71
36878	RV1-12P/A415	4-71
36879	RV1-12F/A380	4-71
36880	RV1-12F/A400	4-71
36881	RV1-12F/A415	4-71
36885	RV1-13/N220	4-71
36886	RV1-13/N230	4-71
36887	RV1-13/N240	4-71
36888	RV1-13/A380	4-71
36889	RV1-13/A400	4-71
36890	RV1-13/A415	4-71
36891	RV1-13P/A380	4-71
36892	RV1-13P/A400	4-71
36893	RV1-13P/A415	4-71
36894	RV1-13F/A380	4-71
36895	RV1-13F/A400	4-71
36896	RV1-13F/A415	4-71
36900	RV1-14/N220	4-71
36901	RV1-14/N230	4-71
36902	RV1-14/N240	4-71
36903	RV1-14/A380	4-71
36904	RV1-14/A400	4-71
36905	RV1-14/A415	4-71
36906	RV1-14P/A380	4-71
36907	RV1-14P/A400	4-71
36908	RV1-14P/A415	4-71
36909	RV1-14F/A380	4-71
36910	RV1-14F/A400	4-71
36911	RV1-14F/A415	4-71
36915	RV1-15/N220	4-72
36916	RV1-15/N230	4-72
36917	RV1-15/N240	4-72
36918	RV1-15/A380	4-72
36919	RV1-15/A400	4-72
36920	RV1-15/A415	4-72
36921	RV1-16/N220	4-72
36922	RV1-16/N230	4-72
36923	RV1-16/N240	4-72
36924	RV1-16/A380	4-72
36925	RV1-16/A400	4-72
36926	RV1-16/A415	4-72
36927	RV1-17/N220	4-72
36928	RV1-17/N230	4-72
36929	RV1-17/N240	4-72
36930	RV1-17/A380	4-72
36931	RV1-17/A400	4-72
36932	RV1-17/A415	4-72
36933	RV1-18/N220	4-72
36934	RV1-18/N230	4-72
36935	RV1-18/N240	4-72
36936	RV1-18/A380	4-72
36937	RV1-18/A400	4-72
36938	RV1-18/A415	4-72
36939	RV1-19/N220	4-72
36940	RV1-19/N230	4-72
36941	RV1-19/N240	4-72
36942	RV1-19/A380	4-72
36943	RV1-19/A400	4-72
36944	RV1-19/A415	4-72
37666	RV5-01/D12	4-76
37667	RV5-01/AD48	4-76
37668	RV5-01/AD240	4-76
37669	RV5-01/A220	4-76
37674	RV5-02/D12	4-76
37675	RV5-02/AD48	4-76
37676	RV5-02/AD240	4-76
37677	RV5-02/A220	4-76
37678	RV5-03/M460	4-76
37679	RV5-04/M460	4-76
37680	RV5-05/M460	4-76
37681	RV5-06/M460	4-76
37682	RV5-07/M460	4-76
37683	RV5-08/M460	4-76
37684	RV5-09/M460	4-76
37685	RV5-10/M460	4-76
37686	RV5-11/M460	4-76
37687	RV5-12/M460	4-76
37817	RA1-5/A380	4-78
37818	RA1-10/A380	4-78
37819	RA1-30/A380	4-78
37820	RA1-80/A380	4-78
37821	RA1-200/A380	4-78
37822	RA1-400/A380	4-78
-	A6-A1-10R	4-24
-	A6-A1-01R	4-24
-	A6-A1-20R	4-24
-	A6-A1-02R	4-24
-	A6-A1-11R	4-24
-	A6-A1-22R	4-24
-	A6-A1-10G	4-24
-	A6-A1-01G	4-24
-	A6-A1-20G	4-24
-	A6-A1-02G	4-24
-	A6-A1-11G	4-24
-	A6-A1-22G	4-24
-	A6-A1-10Y	4-24
-	A6-A1-01Y	4-24
-	A6-A1-20Y	4-24
-	A6-A1-02Y	4-24
-	A6-A1-11Y	4-24
-	A6-A1-22Y	4-24
-	A6-A1-10W	4-24
-	A6-A1-01W	4-24
-	A6-A1-20W	4-24
-	A6-A1-02W	4-24
-	A6-A1-11W	4-24
-	A6-A1-22W	4-24
-	A6-A1-10B	4-24
-	A6-A1-01B	4-24
-	A6-A1-20B	4-24
-	A6-A1-02B	4-24
-	A6-A1-11B	4-24
-	A6-A1-22B	4-24
-	A6-A1-10H	4-24
-	A6-A1-01H	4-24

Order code	Type code	Page
-	A6-A1-20H	4-24
-	A6-A1-02H	4-24
-	A6-A1-11H	4-24
-	A6-A1-22H	4-24
-	A6-A1-10R-□	4-24
-	A6-A1-01R-□	4-24
-	A6-A1-20R-□	4-24
-	A6-A1-02R-□	4-24
-	A6-A1-11R-□	4-24
-	A6-A1-22R-□	4-24
-	A6-A1-10G-□	4-24
-	A6-A1-01G-□	4-24
-	A6-A1-20G-□	4-24
-	A6-A1-02G-□	4-24
-	A6-A1-11G-□	4-24
-	A6-A1-22G-□	4-24
-	A6-A1-10Y-□	4-24
-	A6-A1-01Y-□	4-24
-	A6-A1-20Y-□	4-24
-	A6-A1-02Y-□	4-24
-	A6-A1-11Y-□	4-24
-	A6-A1-22Y-□	4-24
-	A6-A1-10W-□	4-24
-	A6-A1-01W-□	4-24
-	A6-A1-20W-□	4-24
-	A6-A1-02W-□	4-24
-	A6-A1-11W-□	4-24
-	A6-A1-22W-□	4-24
-	A6-A1-10B-□	4-24
-	A6-A1-01B-□	4-24
-	A6-A1-20B-□	4-24
-	A6-A1-02B-□	4-24
-	A6-A1-11B-□	4-24
-	A6-A1-22B-□	4-24
-		4-24
-	A6-A1T-10R	4-25
-	A6-A1T-01R	4-25
-	A6-A1T-20R	4-25
-	A6-A1T-02R	4-25
-	A6-A1T-11R	4-25
-	A6-A1T-22R	4-25
-	A6-A1T-10G	4-25
-	A6-A1T-01G	4-25
-	A6-A1T-20G	4-25
-	A6-A1T-02G	4-25
-	A6-A1T-11G	4-25
-	A6-A1T-22G	4-25
-	A6-A1T-10Y	4-25
-	A6-A1T-01Y	4-25
-	A6-A1T-20Y	4-25
-	A6-A1T-02Y	4-25
-	A6-A1T-11Y	4-25
-	A6-A1T-22Y	4-25
-	A6-A1T-10W	4-25
-	A6-A1T-01W	4-25
-	A6-A1T-20W	4-25
-	A6-A1T-02W	4-25
-	A6-A1T-11W	4-25
-	A6-A1T-22W	4-25
-	A6-A1T-10B	4-25
-	A6-A1T-01B	4-25
-	A6-A1T-20B	4-25
-	A6-A1T-02B	4-25
-	A6-A1T-11B	4-25
-	A6-A1T-22B	4-25
-		4-25
-	A6-L1-10R	4-26
-	A6-L1-01R	4-26
-	A6-L1-20R	4-26
-	A6-L1-02R	4-26
-	A6-L1-11R	4-26
-	A6-L1-22R	4-26
-	A6-L1-10G	4-26
-	A6-L1-01G	4-26
-	A6-L1-20G	4-26
-	A6-L1-02G	4-26
-	A6-L1-11G	4-26
-	A6-L1-22G	4-26
-	A6-L1-10Y	4-26
-	A6-L1-01Y	4-26
-	A6-L1-20Y	4-26
-	A6-L1-02Y	4-26
-	A6-L1-11Y	4-26
-	A6-L1-22Y	4-26
-	A6-L1-10W	4-26
-	A6-L1-01W	4-26
-	A6-L1-20W	4-26
-	A6-L1-02W	4-26
-	A6-L1-11W	4-26
-	A6-L1-22W	4-26
-	A6-L1-10B	4-26
-	A6-L1-01B	4-26
-	A6-L1-20B	4-26
-	A6-L1-02B	4-26
-	A6-L1-11B	4-26
-	A6-L1-22B	4-26
-		4-26
-	A6-L1T-10R	4-27
-	A6-L1T-01R	4-27
-	A6-L1T-20R	4-27
-	A6-L1T-02R	4-27
-	A6-L1T-11R	4-27
-	A6-L1T-22R	4-27
-	A6-L1T-10G	4-27
-	A6-L1T-01G	4-27
-	A6-L1T-20G	4-27
-	A6-L1T-02G	4-27
-	A6-L1T-11G	4-27
-	A6-L1T-22G	4-27
-	A6-L1T-10Y	4-27
-	A6-L1T-01Y	4-27
-	A6-L1T-20Y	4-27
-	A6-L1T-02Y	4-27
-	A6-L1T-11Y	4-27
-	A6-L1T-22Y	4-27
-	A6-L1T-10W	4-27
-	A6-L1T-01W	4-27
-	A6-L1T-20W	4-27
-	A6-L1T-02W	4-27
-	A6-L1T-11W	4-27
-	A6-L1T-22W	4-27
-	A6-L1T-10B	4-27
-	A6-L1T-01B	4-27
-	A6-L1T-20B	4-27
-	A6-L1T-02B	4-27
-	A6-L1T-11B	4-27
-	A6-L1T-22B	4-27
-	A6-L1T-10H	4-27
-	A6-L1T-01H	4-27
-	A6-L1T-20H	4-27
-	A6-L1T-02H	4-27
-	A6-L1T-11H	4-27
-	A6-L1T-22H	4-27
-	A6-L1T-10R-□	4-27
-	A6-L1T-01R-□	4-27
-	A6-L1T-20R-□	4-27
-	A6-L1T-02R-□	4-27
-	A6-L1T-11R-□	4-27
-	A6-L1T-22R-□	4-27
-	A6-L1T-10G-□	4-27
-	A6-L1T-01G-□	4-27
-	A6-L1T-20G-□	4-27
-	A6-L1T-02G-□	4-27
-	A6-L1T-11G-□	4-27

Index / Order Code

Order code	Type code	Page
-	A6-L1T-22G-□	4-27
-	A6-L1T-10Y-□	4-27
-	A6-L1T-01Y-□	4-27
-	A6-L1T-20Y-□	4-27
-	A6-L1T-02Y-□	4-27
-	A6-L1T-11Y-□	4-27
-	A6-L1T-22Y-□	4-27
-	A6-L1T-10W-□	4-27
-	A6-L1T-01W-□	4-27
-	A6-L1T-20W-□	4-27
-	A6-L1T-02W-□	4-27
-	A6-L1T-11W-□	4-27
-	A6-L1T-22W-□	4-27
-	A6-L1T-10B-□	4-27
-	A6-L1T-01B-□	4-27
-	A6-L1T-20B-□	4-27
-	A6-L1T-02B-□	4-27
-	A6-L1T-11B-□	4-27
-	A6-L1T-22B-□	4-27
-		4-27
-	A6-LA1-10R	4-28
-	A6-LA1-01R	4-28
-	A6-LA1-20R	4-28
-	A6-LA1-02R	4-28
-	A6-LA1-11R	4-28
-	A6-LA1-22R	4-28
-	A6-LA1-10G	4-28
-	A6-LA1-01G	4-28
-	A6-LA1-20G	4-28
-	A6-LA1-02G	4-28
-	A6-LA1-11G	4-28
-	A6-LA1-22G	4-28
-	A6-LA1-10Y	4-28
-	A6-LA1-01Y	4-28
-	A6-LA1-20Y	4-28
-	A6-LA1-02Y	4-28
-	A6-LA1-11Y	4-28
-	A6-LA1-22Y	4-28
-	A6-LA1-10W	4-28
-	A6-LA1-01W	4-28
-	A6-LA1-20W	4-28
-	A6-LA1-02W	4-28
-	A6-LA1-11W	4-28
-	A6-LA1-22W	4-28
-	A6-LA1-10B	4-28
-	A6-LA1-01B	4-28
-	A6-LA1-20B	4-28
-	A6-LA1-02B	4-28
-	A6-LA1-11B	4-28
-	A6-LA1-22B	4-28
-	A6-LA1-10H	4-28
-	A6-LA1-01H	4-28
-	A6-LA1-20H	4-28
-	A6-LA1-02H	4-28
-	A6-LA1-11H	4-28
-	A6-LA1-22H	4-28
-	A6-LA1-10R-□	4-28
-	A6-LA1-01R-□	4-28
-	A6-LA1-20R-□	4-28
-	A6-LA1-02R-□	4-28
-	A6-LA1-11R-□	4-28
-	A6-LA1-22R-□	4-28
-	A6-LA1-10G-□	4-28
-	A6-LA1-01G-□	4-28
-	A6-LA1-20G-□	4-28
-	A6-LA1-02G-□	4-28
-	A6-LA1-11G-□	4-28
-	A6-LA1-22G-□	4-28
-	A6-LA1-10Y-□	4-28
-	A6-LA1-01Y-□	4-28
-	A6-LA1-20Y-□	4-28
-	A6-LA1-02Y-□	4-28
-		4-28

Order code	Type code	Page
-	A6-LA1-11Y-□	4-28
-	A6-LA1-22Y-□	4-28
-	A6-LA1-10W-□	4-28
-	A6-LA1-01W-□	4-28
-	A6-LA1-20W-□	4-28
-	A6-LA1-02W-□	4-28
-	A6-LA1-11W-□	4-28
-	A6-LA1-22W-□	4-28
-	A6-LA1-10B-□	4-28
-	A6-LA1-01B-□	4-28
-	A6-LA1-20B-□	4-28
-	A6-LA1-02B-□	4-28
-	A6-LA1-11B-□	4-28
-	A6-LA1-22B-□	4-28
-		4-28
-	A6-LA1T-10R	4-29
-	A6-LA1T-01R	4-29
-	A6-LA1T-20R	4-29
-	A6-LA1T-02R	4-29
-	A6-LA1T-11R	4-29
-	A6-LA1T-22R	4-29
-	A6-LA1T-10G	4-29
-	A6-LA1T-01G	4-29
-	A6-LA1T-20G	4-29
-	A6-LA1T-02G	4-29
-	A6-LA1T-11G	4-29
-	A6-LA1T-22G	4-29
-	A6-LA1T-10Y	4-29
-	A6-LA1T-01Y	4-29
-	A6-LA1T-20Y	4-29
-	A6-LA1T-02Y	4-29
-	A6-LA1T-11Y	4-29
-	A6-LA1T-22Y	4-29
-	A6-LA1T-10W	4-29
-	A6-LA1T-01W	4-29
-	A6-LA1T-20W	4-29
-	A6-LA1T-02W	4-29
-	A6-LA1T-11W	4-29
-	A6-LA1T-22W	4-29
-	A6-LA1T-10B	4-29
-	A6-LA1T-01B	4-29
-	A6-LA1T-20B	4-29
-	A6-LA1T-02B	4-29
-	A6-LA1T-11B	4-29
-	A6-LA1T-22B	4-29
-	A6-LA1T-10H	4-29
-	A6-LA1T-01H	4-29
-	A6-LA1T-20H	4-29
-	A6-LA1T-02H	4-29
-	A6-LA1T-11H	4-29
-	A6-LA1T-22H	4-29
-	A6-LA1T-10R-□	4-29
-	A6-LA1T-01R-□	4-29
-	A6-LA1T-20R-□	4-29
-	A6-LA1T-02R-□	4-29
-	A6-LA1T-11R-□	4-29
-	A6-LA1T-22R-□	4-29
-	A6-LA1T-10G-□	4-29
-	A6-LA1T-01G-□	4-29
-	A6-LA1T-20G-□	4-29
-	A6-LA1T-02G-□	4-29
-	A6-LA1T-11G-□	4-29
-	A6-LA1T-22G-□	4-29
-	A6-LA1T-10Y-□	4-29
-	A6-LA1T-01Y-□	4-29
-	A6-LA1T-20Y-□	4-29
-	A6-LA1T-02Y-□	4-29
-	A6-LA1T-11Y-□	4-29
-	A6-LA1T-22Y-□	4-29
-	A6-LA1T-10W-□	4-29
-	A6-LA1T-01W-□	4-29
-	A6-LA1T-20W-□	4-29
-		4-29

Order code	Type code	Page
-	A6-LA1T-02W-□	4-29
-	A6-LA1T-11W-□	4-29
-	A6-LA1T-22W-□	4-29
-	A6-LA1T-10B-□	4-29
-	A6-LA1T-01B-□	4-29
-	A6-LA1T-20B-□	4-29
-	A6-LA1T-02B-□	4-29
-	A6-LA1T-11B-□	4-29
-	A6-LA1T-22B-□	4-29
-	A6-UA1-10R	4-30
-	A6-UA1-01R	4-30
-	A6-UA1-20R	4-30
-	A6-UA1-02R	4-30
-	A6-UA1-11R	4-30
-	A6-UA1-22R	4-30
-	A6-UA1-10G	4-30
-	A6-UA1-01G	4-30
-	A6-UA1-20G	4-30
-	A6-UA1-02G	4-30
-	A6-UA1-11G	4-30
-	A6-UA1-22G	4-30
-	A6-UA1-10Y	4-30
-	A6-UA1-01Y	4-30
-	A6-UA1-20Y	4-30
-	A6-UA1-02Y	4-30
-	A6-UA1-11Y	4-30
-	A6-UA1-22Y	4-30
-	A6-UA1-10W	4-30
-	A6-UA1-01W	4-30
-	A6-UA1-20W	4-30
-	A6-UA1-02W	4-30
-	A6-UA1-11W	4-30
-	A6-UA1-22W	4-30
-	A6-UA1-10B	4-30
-	A6-UA1-01B	4-30
-	A6-UA1-20B	4-30
-	A6-UA1-02B	4-30
-	A6-UA1-11B	4-30
-	A6-UA1-22B	4-30
-	A6-UA1-10H	4-30
-	A6-UA1-01H	4-30
-	A6-UA1-20H	4-30
-	A6-UA1-02H	4-30
-	A6-UA1-11H	4-30
-	A6-UA1-22H	4-30
-	A6-UA1-10R-□	4-30
-	A6-UA1-01R-□	4-30
-	A6-UA1-20R-□	4-30
-	A6-UA1-02R-□	4-30
-	A6-UA1-11R-□	4-30
-	A6-UA1-22R-□	4-30
-	A6-UA1-10G-□	4-30
-	A6-UA1-01G-□	4-30
-	A6-UA1-20G-□	4-30
-	A6-UA1-02G-□	4-30
-	A6-UA1-11G-□	4-30
-	A6-UA1-22G-□	4-30
-	A6-UA1-10Y-□	4-30
-	A6-UA1-01Y-□	4-30
-	A6-UA1-20Y-□	4-30
-	A6-UA1-02Y-□	4-30
-	A6-UA1-11Y-□	4-30
-	A6-UA1-22Y-□	4-30
-	A6-UA1-10W-□	4-30
-	A6-UA1-01W-□	4-30
-	A6-UA1-20W-□	4-30
-	A6-UA1-02W-□	4-30
-	A6-UA1-11W-□	4-30
-	A6-UA1-22W-□	4-30
-	A6-UA1-10B-□	4-30
-	A6-UA1-01B-□	4-30
-		4-30

Order code	Type code	Page
-	A6-UA1-20B-□	4-30
-	A6-UA1-02B-□	4-30
-	A6-UA1-11B-□	4-30
-	A6-UA1-22B-□	4-30
-	A6-UA1T-10R	4-31
-	A6-UA1T-01R	4-31
-	A6-UA1T-20R	4-31
-	A6-UA1T-02R	4-31
-	A6-UA1T-11R	4-31
-	A6-UA1T-22R	4-31
-	A6-UA1T-10G	4-31
-	A6-UA1T-01G	4-31
-	A6-UA1T-20G	4-31
-	A6-UA1T-02G	4-31
-	A6-UA1T-11G	4-31
-	A6-UA1T-22G	4-31
-	A6-UA1T-10Y	4-31
-	A6-UA1T-01Y	4-31
-	A6-UA1T-20Y	4-31
-	A6-UA1T-02Y	4-31
-	A6-UA1T-11Y	4-31
-	A6-UA1T-22Y	4-31
-	A6-UA1T-10W	4-31
-	A6-UA1T-01W	4-31
-	A6-UA1T-20W	4-31
-	A6-UA1T-02W	4-31
-	A6-UA1T-11W	4-31
-	A6-UA1T-22W	4-31
-	A6-UA1T-10B	4-31
-	A6-UA1T-01B	4-31
-	A6-UA1T-20B	4-31
-	A6-UA1T-02B	4-31
-	A6-UA1T-11B	4-31
-	A6-UA1T-22B	4-31
-	A6-UA1T-10H	4-31
-	A6-UA1T-01H	4-31
-	A6-UA1T-20H	4-31
-	A6-UA1T-02H	4-31
-	A6-UA1T-11H	4-31
-	A6-UA1T-22H	4-31
-	A6-UA1T-10R-□	4-31
-	A6-UA1T-01R-□	4-31
-	A6-UA1T-20R-□	4-31
-	A6-UA1T-02R-□	4-31
-	A6-UA1T-11R-□	4-31
-	A6-UA1T-22R-□	4-31
-	A6-UA1T-10G-□	4-31
-	A6-UA1T-01G-□	4-31
-	A6-UA1T-20G-□	4-31
-	A6-UA1T-02G-□	4-31
-	A6-UA1T-11G-□	4-31
-	A6-UA1T-22G-□	4-31
-	A6-UA1T-10Y-□	4-31
-	A6-UA1T-01Y-□	4-31
-	A6-UA1T-20Y-□	4-31
-	A6-UA1T-02Y-□	4-31
-	A6-UA1T-11Y-□	4-31
-	A6-UA1T-22Y-□	4-31
-	A6-UA1T-10W-□	4-31
-	A6-UA1T-01W-□	4-31
-	A6-UA1T-20W-□	4-31
-	A6-UA1T-02W-□	4-31
-	A6-UA1T-11W-□	4-31
-	A6-UA1T-22W-□	4-31
-	A6-UA1T-10B-□	4-31
-	A6-UA1T-01B-□	4-31
-	A6-UA1T-20B-□	4-31
-	A6-UA1T-02B-□	4-31
-	A6-UA1T-11B-□	4-31
-	A6-UA1T-22B-□	4-31
-		4-31
-	A6-M1-10R	4-32

Order code	Type code	Page
-	A6-M1-01R	4-32
-	A6-M1-20R	4-32
-	A6-M1-02R	4-32
-	A6-M1-11R	4-32
-	A6-M1-22R	4-32
-	A6-M1-10G	4-32
-	A6-M1-01G	4-32
-	A6-M1-20G	4-32
-	A6-M1-02G	4-32
-	A6-M1-11G	4-32
-	A6-M1-22G	4-32
-	A6-M1-10Y	4-32
-	A6-M1-01Y	4-32
-	A6-M1-20Y	4-32
-	A6-M1-02Y	4-32
-	A6-M1-11Y	4-32
-	A6-M1-22Y	4-32
-	A6-M1T-10R	4-32
-	A6-M1T-01R	4-32
-	A6-M1T-20R	4-32
-	A6-M1T-02R	4-32
-	A6-M1T-11R	4-32
-	A6-M1T-22R	4-32
-	A6-M1T-10G	4-32
-	A6-M1T-01G	4-32
-	A6-M1T-20G	4-32
-	A6-M1T-02G	4-32
-	A6-M1T-11G	4-32
-	A6-M1T-22G	4-32
-	A6-M1T-10Y	4-32
-	A6-M1T-01Y	4-32
-	A6-M1T-20Y	4-32
-	A6-M1T-02Y	4-32
-	A6-M1T-11Y	4-32
-	A6-M1T-22Y	4-32
-	A6-M1-10R-□	4-32
-	A6-M1-01R-□	4-32
-	A6-M1-20R-□	4-32
-	A6-M1-02R-□	4-32
-	A6-M1-11R-□	4-32
-	A6-M1-22R-□	4-32
-	A6-M1-10G-□	4-32
-	A6-M1-01G-□	4-32
-	A6-M1-20G-□	4-32
-	A6-M1-02G-□	4-32
-	A6-M1-11G-□	4-32
-	A6-M1-22G-□	4-32
-	A6-M1-10Y-□	4-32
-	A6-M1-01Y-□	4-32
-	A6-M1-20Y-□	4-32
-	A6-M1-02Y-□	4-32
-	A6-M1-11Y-□	4-32
-	A6-M1-22Y-□	4-32
-	A6-M1T-10R-□	4-32
-	A6-M1T-01R-□	4-32
-	A6-M1T-20R-□	4-32
-	A6-M1T-02R-□	4-32
-	A6-M1T-11R-□	4-32
-	A6-M1T-22R-□	4-32
-	A6-M1T-10G-□	4-32
-	A6-M1T-01G-□	4-32
-	A6-M1T-20G-□	4-32
-	A6-M1T-02G-□	4-32
-	A6-M1T-11G-□	4-32
-	A6-M1T-22G-□	4-32
-	A6-M1T-10Y-□	4-32
-	A6-M1T-01Y-□	4-32
-	A6-M1T-20Y-□	4-32
-	A6-M1T-02Y-□	4-32
-	A6-M1T-11Y-□	4-32
-	A6-M1T-22Y-□	4-32
-		4-32

Order code	Type code	Page
-	A6-Z31-10R	4-33
-	A6-Z31-01R	4-33
-	A6-Z31-20R	4-33
-	A6-Z31-02R	4-33
-	A6-Z31-11R	4-33
-	A6-Z31-22R	4-33
-	A6-Z41-10R	4-33
-	A6-Z41-01R	4-33
-	A6-Z41-20R	4-33
-	A6-Z41-02R	4-33
-	A6-Z41-11R	4-33
-	A6-Z41-22R	4-33
-	A6-Z3J1-10R	4-33
-	A6-Z3J1-01R	4-33
-	A6-Z3J1-20R	4-33
-	A6-Z3J1-02R	4-33
-	A6-Z3J1-11R	4-33
-	A6-Z3J1-22R	4-33
-	A6-Z4J1-10R	4-33
-	A6-Z4J1-01R	4-33
-	A6-Z4J1-20R	4-33
-	A6-Z4J1-02R	4-33
-	A6-Z4J1-11R	4-33
-	A6-Z4J1-22R	4-33
-	A6-Z31T-10R	4-33
-	A6-Z31T-01R	4-33
-	A6-Z31T-20R	4-33
-	A6-Z31T-02R	4-33
-	A6-Z31T-11R	4-33
-	A6-Z31T-22R	4-33
-	A6-Z41T-10R	4-33
-	A6-Z41T-01R	4-33
-	A6-Z41T-20R	4-33
-	A6-Z41T-02R	4-33
-	A6-Z41T-11R	4-33
-	A6-Z41T-22R	4-33
-	A6-Z3J1T-10R	4-33
-	A6-Z3J1T-01R	4-33
-	A6-Z3J1T-20R	4-33
-	A6-Z3J1T-02R	4-33
-	A6-Z3J1T-11R	4-33
-	A6-Z3J1T-22R	4-33
-	A6-Z4J1T-10R	4-33
-	A6-Z4J1T-01R	4-33
-	A6-Z4J1T-20R	4-33
-	A6-Z4J1T-02R	4-33
-	A6-Z4J1T-11R	4-33
-	A6-Z4J1T-22R	4-33
-	A6-Z31-10R-□	4-33
-	A6-Z31-01R-□	4-33
-	A6-Z31-20R-□	4-33
-	A6-Z31-02R-□	4-33
-	A6-Z31-11R-□	4-33
-	A6-Z31-22R-□	4-33
-	A6-Z41-10G-□	4-33
-	A6-Z41-01G-□	4-33
-	A6-Z41-20G-□	4-33
-	A6-Z41-02G-□	4-33
-	A6-Z41-11G-□	4-33
-	A6-Z41-22G-□	4-33
-	A6-Z3J1-10R-□	4-33
-	A6-Z3J1-01R-□	4-33
-	A6-Z3J1-20R-□	4-33
-	A6-Z3J1-02R-□	4-33
-	A6-Z3J1-11R-□	4-33
-	A6-Z3J1-22R-□	4-33
-	A6-Z4J1-10Y-□	4-33
-	A6-Z4J1-01Y-□	4-33
-	A6-Z4J1-20Y-□	4-33
-	A6-Z4J1-02Y-□	4-33
-	A6-Z4J1-11Y-□	4-33
-		4-33

Index / Order Code

Order code	Type code	Page
-	A6-Z4J1-22Y-□	4-33
-	A6-Z31T-10R-□	4-33
-	A6-Z31T-01R-□	4-33
-	A6-Z31T-20R-□	4-33
-	A6-Z31T-02R-□	4-33
-	A6-Z31T-11R-□	4-33
-	A6-Z31T-22R-□	4-33
-	A6-Z41T-10Y-□	4-33
-	A6-Z41T-01Y-□	4-33
-	A6-Z41T-20Y-□	4-33
-	A6-Z41T-02Y-□	4-33
-	A6-Z41T-11Y-□	4-33
-	A6-Z41T-22Y-□	4-33
-	A6-Z3J1T-10R-□	4-33
-	A6-Z3J1T-01R-□	4-33
-	A6-Z3J1T-20R-□	4-33
-	A6-Z3J1T-02R-□	4-33
-	A6-Z3J1T-11R-□	4-33
-	A6-Z3J1T-22R-□	4-33
-	A6-Z4J1T-10Y-□	4-33
-	A6-Z4J1T-01Y-□	4-33
-	A6-Z4J1T-20Y-□	4-33
-	A6-Z4J1T-02Y-□	4-33
-	A6-Z4J1T-11Y-□	4-33
-	A6-Z4J1T-22Y-□	4-33
-		4-33
-	A6-R1-10RG	4-34
-	A6-R1-01RG	4-34
-	A6-R1-20RG	4-34
-	A6-R1-02RG	4-34
-	A6-R1-11RG	4-34
-	A6-R1-22RG	4-34
-	A6-Z31-10R-□	4-34
-	A6-Z31-01R-□	4-34
-	A6-Z31-20R-□	4-34
-	A6-Z31-02R-□	4-34
-	A6-Z31-11R-□	4-34
-	A6-Z31-22R-□	4-34
-	A6-X1-10R	4-35
-	A6-X1-01R	4-35
-	A6-X1-20R	4-35
-	A6-X1-02R	4-35
-	A6-X1-11R	4-35
-	A6-X1-22R	4-35
-	A6-X1-10G	4-35
-	A6-X1-01G	4-35
-	A6-X1-20G	4-35
-	A6-X1-02G	4-35
-	A6-X1-11G	4-35
-	A6-X1-22G	4-35
-	A6-X1-10Y	4-35
-	A6-X1-01Y	4-35
-	A6-X1-20Y	4-35
-	A6-X1-02Y	4-35
-	A6-X1-11Y	4-35
-	A6-X1-22Y	4-35
-	A6-X1-10W	4-35
-	A6-X1-01W	4-35
-	A6-X1-20W	4-35
-	A6-X1-02W	4-35
-	A6-X1-11W	4-35
-	A6-X1-22W	4-35
-	A6-X1-10B	4-35
-	A6-X1-01B	4-35
-	A6-X1-20B	4-35
-	A6-X1-02B	4-35
-	A6-X1-11B	4-35
-	A6-X1-22B	4-35
-		4-35
-	A6-X1-10R-fu	4-36
-	A6-X1-01R-fu	4-36
-	A6-X1-20R-fu	4-36
-	A6-X1-02R-fu	4-36
-	A6-X1-11R-fu	4-36
-	A6-X1-22R-fu	4-36
-	A6-X1-10G-fu	4-36
-	A6-X1-01G-fu	4-36
-	A6-X1-20G-fu	4-36
-	A6-X1-02G-fu	4-36
-	A6-X1-11G-fu	4-36
-	A6-X1-22G-fu	4-36
-	A6-X1-10Y-fu	4-36
-	A6-X1-01Y-fu	4-36
-	A6-X1-20Y-fu	4-36
-	A6-X1-02Y-fu	4-36
-	A6-X1-11Y-fu	4-36
-	A6-X1-22Y-fu	4-36
-	A6-X1-10W-fu	4-36
-	A6-X1-01W-fu	4-36
-	A6-X1-20W-fu	4-36
-	A6-X1-02W-fu	4-36
-	A6-X1-11W-fu	4-36
-	A6-X1-22W-fu	4-36
-	A6-X1-10B-fu	4-36
-	A6-X1-01B-fu	4-36
-	A6-X1-20B-fu	4-36
-	A6-X1-02B-fu	4-36
-	A6-X1-11B-fu	4-36
-	A6-X1-22B-fu	4-36
-		4-36
-	A6-XS1-10R	4-37
-	A6-XS1-01R	4-37
-	A6-XS1-20R	4-37
-	A6-XS1-02R	4-37
-	A6-XS1-11R	4-37
-	A6-XS1-22R	4-37
-	A6-XS1-10G	4-37
-	A6-XS1-01G	4-37
-	A6-XS1-20G	4-37
-	A6-XS1-02G	4-37
-	A6-XS1-11G	4-37
-	A6-XS1-22G	4-37
-	A6-XS1-10Y	4-37
-	A6-XS1-01Y	4-37
-	A6-XS1-20Y	4-37
-	A6-XS1-02Y	4-37
-	A6-XS1-11Y	4-37
-	A6-XS1-22Y	4-37
-	A6-XS1-10W	4-37
-	A6-XS1-01W	4-37
-	A6-XS1-20W	4-37
-	A6-XS1-02W	4-37
-	A6-XS1-11W	4-37
-	A6-XS1-22W	4-37
-	A6-XS1-10B	4-37
-	A6-XS1-01B	4-37
-	A6-XS1-20B	4-37
-	A6-XS1-02B	4-37
-	A6-XS1-11B	4-37
-	A6-XS1-22B	4-37
-	A6-XS1-10H	4-37
-	A6-XS1-01H	4-37
-	A6-XS1-20H	4-37
-	A6-XS1-02H	4-37
-	A6-XS1-11H	4-37
-	A6-XS1-22H	4-37
-	A6-XS1-10R-□	4-37
-	A6-XS1-01R-□	4-37
-	A6-XS1-20R-□	4-37
-	A6-XS1-02R-□	4-37
-	A6-XS1-11R-□	4-37
-	A6-XS1-22R-□	4-37
-	A6-XS1-10G-□	4-37
-	A6-XS1-01G-□	4-37

Order code	Type code	Page
-	A6-XS1-20G-□	4-37
-	A6-XS1-02G-□	4-37
-	A6-XS1-11G-□	4-37
-	A6-XS1-22G-□	4-37
-	A6-XS1-10Y-□	4-37
-	A6-XS1-01Y-□	4-37
-	A6-XS1-20Y-□	4-37
-	A6-XS1-02Y-□	4-37
-	A6-XS1-11Y-□	4-37
-	A6-XS1-22Y-□	4-37
-	A6-XS1-10W-□	4-37
-	A6-XS1-01W-□	4-37
-	A6-XS1-20W-□	4-37
-	A6-XS1-02W-□	4-37
-	A6-XS1-11W-□	4-37
-	A6-XS1-22W-□	4-37
-	A6-XS1-10B-□	4-37
-	A6-XS1-01B-□	4-37
-	A6-XS1-20B-□	4-37
-	A6-XS1-02B-□	4-37
-	A6-XS1-11B-□	4-37
-	A6-XS1-22B-□	4-37
-		4-37
-	A6-XS1-10R-f	4-38
-	A6-XS1-01R-f	4-38
-	A6-XS1-20R-f	4-38
-	A6-XS1-02R-f	4-38
-	A6-XS1-11R-f	4-38
-	A6-XS1-22R-f	4-38
-	A6-XS1-10G-f	4-38
-	A6-XS1-01G-f	4-38
-	A6-XS1-20G-f	4-38
-	A6-XS1-02G-f	4-38
-	A6-XS1-11G-f	4-38
-	A6-XS1-22G-f	4-38
-	A6-XS1-10Y-f	4-38
-	A6-XS1-01Y-f	4-38
-	A6-XS1-20Y-f	4-38
-	A6-XS1-02Y-f	4-38
-	A6-XS1-11Y-f	4-38
-	A6-XS1-22Y-f	4-38
-	A6-XS1-10W-f	4-38
-	A6-XS1-01W-f	4-38
-	A6-XS1-20W-f	4-38
-	A6-XS1-02W-f	4-38
-	A6-XS1-11W-f	4-38
-	A6-XS1-22W-f	4-38
-	A6-XS1-10B-f	4-38
-	A6-XS1-01B-f	4-38
-	A6-XS1-20B-f	4-38
-	A6-XS1-02B-f	4-38
-	A6-XS1-11B-f	4-38
-	A6-XS1-22B-f	4-38
-	A6-XS1-10H-f	4-38
-	A6-XS1-01H-f	4-38
-	A6-XS1-20H-f	4-38
-	A6-XS1-02H-f	4-38
-	A6-XS1-11H-f	4-38
-	A6-XS1-22H-f	4-38
-	A6-XS1-10R-f-□	4-38
-	A6-XS1-01R-f-□	4-38
-	A6-XS1-20R-f-□	4-38
-	A6-XS1-02R-f-□	4-38
-	A6-XS1-11R-f-□	4-38
-	A6-XS1-22R-f-□	4-38
-	A6-XS1-10G-f-□	4-38
-	A6-XS1-01G-f-□	4-38
-	A6-XS1-20G-f-□	4-38
-	A6-XS1-02G-f-□	4-38
-	A6-XS1-11G-f-□	4-38
-	A6-XS1-22G-f-□	4-38
-	A6-XS1-10Y-f-□	4-38

Order code	Type code	Page
-	A6-XS1-01Y-f-□	4-38
-	A6-XS1-20Y-f-□	4-38
-	A6-XS1-02Y-f-□	4-38
-	A6-XS1-11Y-f-□	4-38
-	A6-XS1-22Y-f-□	4-38
-	A6-XS1-10W-f-□	4-38
-	A6-XS1-01W-f-□	4-38
-	A6-XS1-20W-f-□	4-38
-	A6-XS1-02W-f-□	4-38
-	A6-XS1-11W-f-□	4-38
-	A6-XS1-22W-f-□	4-38
-	A6-XS1-10B-f-□	4-38
-	A6-XS1-01B-f-□	4-38
-	A6-XS1-20B-f-□	4-38
-	A6-XS1-02B-f-□	4-38
-	A6-XS1-11B-f-□	4-38
-	A6-XS1-22B-f-□	4-38
-		4-38
-	A6-XS1-10R-fu	4-39
-	A6-XS1-01R-fu	4-39
-	A6-XS1-20R-fu	4-39
-	A6-XS1-02R-fu	4-39
-	A6-XS1-11R-fu	4-39
-	A6-XS1-22R-fu	4-39
-	A6-XS1-10G-fu	4-39
-	A6-XS1-01G-fu	4-39
-	A6-XS1-20G-fu	4-39
-	A6-XS1-02G-fu	4-39
-	A6-XS1-11G-fu	4-39
-	A6-XS1-22G-fu	4-39
-	A6-XS1-10Y-fu	4-39
-	A6-XS1-01Y-fu	4-39
-	A6-XS1-20Y-fu	4-39
-	A6-XS1-02Y-fu	4-39
-	A6-XS1-11Y-fu	4-39
-	A6-XS1-22Y-fu	4-39
-	A6-XS1-10W-fu	4-39
-	A6-XS1-01W-fu	4-39
-	A6-XS1-20W-fu	4-39
-	A6-XS1-02W-fu	4-39
-	A6-XS1-11W-fu	4-39
-	A6-XS1-22W-fu	4-39
-	A6-XS1-10B-fu	4-39
-	A6-XS1-01B-fu	4-39
-	A6-XS1-20B-fu	4-39
-	A6-XS1-02B-fu	4-39
-	A6-XS1-11B-fu	4-39
-	A6-XS1-22B-fu	4-39
-	A6-XS1-10H-fu	4-39
-	A6-XS1-01H-fu	4-39
-	A6-XS1-20H-fu	4-39
-	A6-XS1-02H-fu	4-39
-	A6-XS1-11H-fu	4-39
-	A6-XS1-22H-fu	4-39
-	A6-XS1-10R-fu-□	4-39
-	A6-XS1-01R-fu-□	4-39
-	A6-XS1-20R-fu-□	4-39
-	A6-XS1-02R-fu-□	4-39
-	A6-XS1-11R-fu-□	4-39
-	A6-XS1-22R-fu-□	4-39
-	A6-XS1-10G-fu-□	4-39
-	A6-XS1-01G-fu-□	4-39
-	A6-XS1-20G-fu-□	4-39
-	A6-XS1-02G-fu-□	4-39
-	A6-XS1-11G-fu-□	4-39
-	A6-XS1-22G-fu-□	4-39
-	A6-XS1-10Y-fu-□	4-39
-	A6-XS1-01Y-fu-□	4-39
-	A6-XS1-20Y-fu-□	4-39
-	A6-XS1-02Y-fu-□	4-39
-	A6-XS1-11Y-fu-□	4-39
-	A6-XS1-22Y-fu-□	4-39
-		4-39

Order code	Type code	Page
-	A6-XS1-10W-fu-□	4-39
-	A6-XS1-01W-fu-□	4-39
-	A6-XS1-20W-fu-□	4-39
-	A6-XS1-02W-fu-□	4-39
-	A6-XS1-11W-fu-□	4-39
-	A6-XS1-22W-fu-□	4-39
-	A6-XS1-10B-fu-□	4-39
-	A6-XS1-01B-fu-□	4-39
-	A6-XS1-20B-fu-□	4-39
-	A6-XS1-02B-fu-□	4-39
-	A6-XS1-11B-fu-□	4-39
-	A6-XS1-22B-fu-□	4-39
-	A6-XS1-10R-ffu	4-40
-	A6-XS1-01R-ffu	4-40
-	A6-XS1-20R-ffu	4-40
-	A6-XS1-02R-ffu	4-40
-	A6-XS1-11R-ffu	4-40
-	A6-XS1-22R-ffu	4-40
-	A6-XS1-10G-ffu	4-40
-	A6-XS1-01G-ffu	4-40
-	A6-XS1-20G-ffu	4-40
-	A6-XS1-02G-ffu	4-40
-	A6-XS1-11G-ffu	4-40
-	A6-XS1-22G-ffu	4-40
-	A6-XS1-10Y-ffu	4-40
-	A6-XS1-01Y-ffu	4-40
-	A6-XS1-20Y-ffu	4-40
-	A6-XS1-02Y-ffu	4-40
-	A6-XS1-11Y-ffu	4-40
-	A6-XS1-22Y-ffu	4-40
-	A6-XS1-10W-ffu	4-40
-	A6-XS1-01W-ffu	4-40
-	A6-XS1-20W-ffu	4-40
-	A6-XS1-02W-ffu	4-40
-	A6-XS1-11W-ffu	4-40
-	A6-XS1-22W-ffu	4-40
-	A6-XS1-10B-ffu	4-40
-	A6-XS1-01B-ffu	4-40
-	A6-XS1-20B-ffu	4-40
-	A6-XS1-02B-ffu	4-40
-	A6-XS1-11B-ffu	4-40
-	A6-XS1-22B-ffu	4-40
-	A6-XS1-10H-ffu	4-40
-	A6-XS1-01H-ffu	4-40
-	A6-XS1-20H-ffu	4-40
-	A6-XS1-02H-ffu	4-40
-	A6-XS1-11H-ffu	4-40
-	A6-XS1-22H-ffu	4-40
-	A6-XS1-10R-ffu-□	4-40
-	A6-XS1-01R-ffu-□	4-40
-	A6-XS1-20R-ffu-□	4-40
-	A6-XS1-02R-ffu-□	4-40
-	A6-XS1-11R-ffu-□	4-40
-	A6-XS1-22R-ffu-□	4-40
-	A6-XS1-10G-ffu-□	4-40
-	A6-XS1-01G-ffu-□	4-40
-	A6-XS1-20G-ffu-□	4-40
-	A6-XS1-02G-ffu-□	4-40
-	A6-XS1-11G-ffu-□	4-40
-	A6-XS1-22G-ffu-□	4-40
-	A6-XS1-10Y-ffu-□	4-40
-	A6-XS1-01Y-ffu-□	4-40
-	A6-XS1-20Y-ffu-□	4-40
-	A6-XS1-02Y-ffu-□	4-40
-	A6-XS1-11Y-ffu-□	4-40
-	A6-XS1-22Y-ffu-□	4-40
-	A6-XS1-10W-ffu-□	4-40
-	A6-XS1-01W-ffu-□	4-40
-	A6-XS1-20W-ffu-□	4-40
-	A6-XS1-02W-ffu-□	4-40
-	A6-XS1-11W-ffu-□	4-40
-		4-40

Index / Order Code

Order code	Type code	Page
-	A6-XS1-22W-ffu-□	4-40
-	A6-XS1-10B-ffu-□	4-40
-	A6-XS1-01B-ffu-□	4-40
-	A6-XS1-20B-ffu-□	4-40
-	A6-XS1-02B-ffu-□	4-40
-	A6-XS1-11B-ffu-□	4-40
-	A6-XS1-22B-ffu-□	4-40
-	A6-CX1-10R	4-41
-	A6-CX1-01R	4-41
-	A6-CX1-20R	4-41
-	A6-CX1-02R	4-41
-	A6-CX1-11R	4-41
-	A6-CX1-22R	4-41
-	A6-CX1-10G	4-41
-	A6-CX1-01G	4-41
-	A6-CX1-20G	4-41
-	A6-CX1-02G	4-41
-	A6-CX1-11G	4-41
-	A6-CX1-22G	4-41
-	A6-CX1-10Y	4-41
-	A6-CX1-01Y	4-41
-	A6-CX1-20Y	4-41
-	A6-CX1-02Y	4-41
-	A6-CX1-11Y	4-41
-	A6-CX1-22Y	4-41
-	A6-CX1-10W	4-41
-	A6-CX1-01W	4-41
-	A6-CX1-20W	4-41
-	A6-CX1-02W	4-41
-	A6-CX1-11W	4-41
-	A6-CX1-22W	4-41
-	A6-CX1-10B	4-41
-	A6-CX1-01B	4-41
-	A6-CX1-20B	4-41
-	A6-CX1-02B	4-41
-	A6-CX1-11B	4-41
-	A6-CX1-22B	4-41
-	A6-CX1-10H	4-41
-	A6-CX1-01H	4-41
-	A6-CX1-20H	4-41
-	A6-CX1-02H	4-41
-	A6-CX1-11H	4-41
-	A6-CX1-22H	4-41
-	A6-CX1-10R-□	4-41
-	A6-CX1-01R-□	4-41
-	A6-CX1-20R-□	4-41
-	A6-CX1-02R-□	4-41
-	A6-CX1-11R-□	4-41
-	A6-CX1-22R-□	4-41
-	A6-CX1-10G-□	4-41
-	A6-CX1-01G-□	4-41
-	A6-CX1-20G-□	4-41
-	A6-CX1-02G-□	4-41
-	A6-CX1-11G-□	4-41
-	A6-CX1-22G-□	4-41
-	A6-CX1-10Y-□	4-41
-	A6-CX1-01Y-□	4-41
-	A6-CX1-20Y-□	4-41
-	A6-CX1-02Y-□	4-41
-	A6-CX1-11Y-□	4-41
-	A6-CX1-22Y-□	4-41
-	A6-CX1-10W-□	4-41
-	A6-CX1-01W-□	4-41
-	A6-CX1-20W-□	4-41
-	A6-CX1-02W-□	4-41
-	A6-CX1-11W-□	4-41
-	A6-CX1-22W-□	4-41
-	A6-CX1-10B-□	4-41
-	A6-CX1-01B-□	4-41
-	A6-CX1-20B-□	4-41
-	A6-CX1-02B-□	4-41
-		4-41

Order code	Type code	Page
-	A6-CX1-11B-□	4-41
-	A6-CX1-22B-□	4-41
-	A6-CX1-10R-fu	4-42
-	A6-CX1-01R-fu	4-42
-	A6-CX1-20R-fu	4-42
-	A6-CX1-02R-fu	4-42
-	A6-CX1-11R-fu	4-42
-	A6-CX1-22R-fu	4-42
-	A6-CX1-10G-fu	4-42
-	A6-CX1-01G-fu	4-42
-	A6-CX1-20G-fu	4-42
-	A6-CX1-02G-fu	4-42
-	A6-CX1-11G-fu	4-42
-	A6-CX1-22G-fu	4-42
-	A6-CX1-10Y-fu	4-42
-	A6-CX1-01Y-fu	4-42
-	A6-CX1-20Y-fu	4-42
-	A6-CX1-02Y-fu	4-42
-	A6-CX1-11Y-fu	4-42
-	A6-CX1-22Y-fu	4-42
-	A6-CX1-10W-fu	4-42
-	A6-CX1-01W-fu	4-42
-	A6-CX1-20W-fu	4-42
-	A6-CX1-02W-fu	4-42
-	A6-CX1-11W-fu	4-42
-	A6-CX1-22W-fu	4-42
-	A6-CX1-10B-fu	4-42
-	A6-CX1-01B-fu	4-42
-	A6-CX1-20B-fu	4-42
-	A6-CX1-02B-fu	4-42
-	A6-CX1-11B-fu	4-42
-	A6-CX1-22B-fu	4-42
-	A6-CX1-10H-fu	4-42
-	A6-CX1-01H-fu	4-42
-	A6-CX1-20H-fu	4-42
-	A6-CX1-02H-fu	4-42
-	A6-CX1-11H-fu	4-42
-	A6-CX1-22H-fu	4-42
-	A6-CX1-10R-fu-□	4-42
-	A6-CX1-01R-fu-□	4-42
-	A6-CX1-20R-fu-□	4-42
-	A6-CX1-02R-fu-□	4-42
-	A6-CX1-11R-fu-□	4-42
-	A6-CX1-22R-fu-□	4-42
-	A6-CX1-10G-fu-□	4-42
-	A6-CX1-01G-fu-□	4-42
-	A6-CX1-20G-fu-□	4-42
-	A6-CX1-02G-fu-□	4-42
-	A6-CX1-11G-fu-□	4-42
-	A6-CX1-22G-fu-□	4-42
-	A6-CX1-10Y-fu-□	4-42
-	A6-CX1-01Y-fu-□	4-42
-	A6-CX1-20Y-fu-□	4-42
-	A6-CX1-02Y-fu-□	4-42
-	A6-CX1-11Y-fu-□	4-42
-	A6-CX1-22Y-fu-□	4-42
-	A6-CX1-10W-fu-□	4-42
-	A6-CX1-01W-fu-□	4-42
-	A6-CX1-20W-fu-□	4-42
-	A6-CX1-02W-fu-□	4-42
-	A6-CX1-11W-fu-□	4-42
-	A6-CX1-22W-fu-□	4-42
-	A6-CX1-10B-fu-□	4-42
-	A6-CX1-01B-fu-□	4-42
-	A6-CX1-20B-fu-□	4-42
-	A6-CX1-02B-fu-□	4-42
-	A6-CX1-11B-fu-□	4-42
-	A6-CX1-22B-fu-□	4-42
-		4-42
-	A6-CXS1-10R	4-43
-	A6-CXS1-01R	4-43
-	A6-CXS1-20R	4-43

Order code	Type code	Page
-	A6-CXS1-02R	4-43
-	A6-CXS1-11R	4-43
-	A6-CXS1-22R	4-43
-	A6-CXS1-10G	4-43
-	A6-CXS1-01G	4-43
-	A6-CXS1-20G	4-43
-	A6-CXS1-02G	4-43
-	A6-CXS1-11G	4-43
-	A6-CXS1-22G	4-43
-	A6-CXS1-10Y	4-43
-	A6-CXS1-01Y	4-43
-	A6-CXS1-20Y	4-43
-	A6-CXS1-02Y	4-43
-	A6-CXS1-11Y	4-43
-	A6-CXS1-22Y	4-43
-	A6-CXS1-10W	4-43
-	A6-CXS1-01W	4-43
-	A6-CXS1-20W	4-43
-	A6-CXS1-02W	4-43
-	A6-CXS1-11W	4-43
-	A6-CXS1-22W	4-43
-	A6-CXS1-10B	4-43
-	A6-CXS1-01B	4-43
-	A6-CXS1-20B	4-43
-	A6-CXS1-02B	4-43
-	A6-CXS1-11B	4-43
-	A6-CXS1-22B	4-43
-	A6-CXS1-10H	4-43
-	A6-CXS1-01H	4-43
-	A6-CXS1-20H	4-43
-	A6-CXS1-02H	4-43
-	A6-CXS1-11H	4-43
-	A6-CXS1-22H	4-43
-	A6-CXS1-10R-□	4-43
-	A6-CXS1-01R-□	4-43
-	A6-CXS1-20R-□	4-43
-	A6-CXS1-02R-□	4-43
-	A6-CXS1-11R-□	4-43
-	A6-CXS1-22R-□	4-43
-	A6-CXS1-10G-□	4-43
-	A6-CXS1-01G-□	4-43
-	A6-CXS1-20G-□	4-43
-	A6-CXS1-02G-□	4-43
-	A6-CXS1-11G-□	4-43
-	A6-CXS1-22G-□	4-43
-	A6-CXS1-10Y-□	4-43
-	A6-CXS1-01Y-□	4-43
-	A6-CXS1-20Y-□	4-43
-	A6-CXS1-02Y-□	4-43
-	A6-CXS1-11Y-□	4-43
-	A6-CXS1-22Y-□	4-43
-	A6-CXS1-10W-□	4-43
-	A6-CXS1-01W-□	4-43
-	A6-CXS1-20W-□	4-43
-	A6-CXS1-02W-□	4-43
-	A6-CXS1-11W-□	4-43
-	A6-CXS1-22W-□	4-43
-	A6-CXS1-10B-□	4-43
-	A6-CXS1-01B-□	4-43
-	A6-CXS1-20B-□	4-43
-	A6-CXS1-02B-□	4-43
-	A6-CXS1-11B-□	4-43
-	A6-CXS1-22B-□	4-43
-		4-43
-	A6-CXS1-10R-f	4-44
-	A6-CXS1-01R-f	4-44
-	A6-CXS1-20R-f	4-44
-	A6-CXS1-02R-f	4-44
-	A6-CXS1-11R-f	4-44
-	A6-CXS1-22R-f	4-44
-	A6-CXS1-10G-f	4-44
-	A6-CXS1-01G-f	4-44

4

Order code	Type code	Page
-	A6-CXS1-20G-f	4-44
-	A6-CXS1-02G-f	4-44
-	A6-CXS1-11G-f	4-44
-	A6-CXS1-22G-f	4-44
-	A6-CXS1-10Y-f	4-44
-	A6-CXS1-01Y-f	4-44
-	A6-CXS1-20Y-f	4-44
-	A6-CXS1-02Y-f	4-44
-	A6-CXS1-11Y-f	4-44
-	A6-CXS1-22Y-f	4-44
-	A6-CXS1-10W-f	4-44
-	A6-CXS1-01W-f	4-44
-	A6-CXS1-20W-f	4-44
-	A6-CXS1-02W-f	4-44
-	A6-CXS1-11W-f	4-44
-	A6-CXS1-22W-f	4-44
-	A6-CXS1-10B-f	4-44
-	A6-CXS1-01B-f	4-44
-	A6-CXS1-20B-f	4-44
-	A6-CXS1-02B-f	4-44
-	A6-CXS1-11B-f	4-44
-	A6-CXS1-22B-f	4-44
-	A6-CXS1-10H-f	4-44
-	A6-CXS1-01H-f	4-44
-	A6-CXS1-20H-f	4-44
-	A6-CXS1-02H-f	4-44
-	A6-CXS1-11H-f	4-44
-	A6-CXS1-22H-f	4-44
-	A6-CXS1-10R-f-□	4-44
-	A6-CXS1-01R-f-□	4-44
-	A6-CXS1-20R-f-□	4-44
-	A6-CXS1-02R-f-□	4-44
-	A6-CXS1-11R-f-□	4-44
-	A6-CXS1-22R-f-□	4-44
-	A6-CXS1-10G-f-□	4-44
-	A6-CXS1-01G-f-□	4-44
-	A6-CXS1-20G-f-□	4-44
-	A6-CXS1-02G-f-□	4-44
-	A6-CXS1-11G-f-□	4-44
-	A6-CXS1-22G-f-□	4-44
-	A6-CXS1-10Y-f-□	4-44
-	A6-CXS1-01Y-f-□	4-44
-	A6-CXS1-20Y-f-□	4-44
-	A6-CXS1-02Y-f-□	4-44
-	A6-CXS1-11Y-f-□	4-44
-	A6-CXS1-22Y-f-□	4-44
-	A6-CXS1-10W-f-□	4-44
-	A6-CXS1-01W-f-□	4-44
-	A6-CXS1-20W-f-□	4-44
-	A6-CXS1-02W-f-□	4-44
-	A6-CXS1-11W-f-□	4-44
-	A6-CXS1-22W-f-□	4-44
-	A6-CXS1-10B-f-□	4-44
-	A6-CXS1-01B-f-□	4-44
-	A6-CXS1-20B-f-□	4-44
-	A6-CXS1-02B-f-□	4-44
-	A6-CXS1-11B-f-□	4-44
-	A6-CXS1-22B-f-□	4-44
-		4-44
-	A6-CXS1-10R-fu	4-45
-	A6-CXS1-01R-fu	4-45
-	A6-CXS1-20R-fu	4-45
-	A6-CXS1-02R-fu	4-45
-	A6-CXS1-11R-fu	4-45
-	A6-CXS1-22R-fu	4-45
-	A6-CXS1-10G-fu	4-45
-	A6-CXS1-01G-fu	4-45
-	A6-CXS1-20G-fu	4-45
-	A6-CXS1-02G-fu	4-45
-	A6-CXS1-11G-fu	4-45
-	A6-CXS1-22G-fu	4-45
-	A6-CXS1-10Y-fu	4-45

Order code	Type code	Page
-	A6-CXS1-01Y-fu	4-45
-	A6-CXS1-20Y-fu	4-45
-	A6-CXS1-02Y-fu	4-45
-	A6-CXS1-11Y-fu	4-45
-	A6-CXS1-22Y-fu	4-45
-	A6-CXS1-10W-fu	4-45
-	A6-CXS1-01W-fu	4-45
-	A6-CXS1-20W-fu	4-45
-	A6-CXS1-02W-fu	4-45
-	A6-CXS1-11W-fu	4-45
-	A6-CXS1-22W-fu	4-45
-	A6-CXS1-10B-fu	4-45
-	A6-CXS1-01B-fu	4-45
-	A6-CXS1-20B-fu	4-45
-	A6-CXS1-02B-fu	4-45
-	A6-CXS1-11B-fu	4-45
-	A6-CXS1-22B-fu	4-45
-	A6-CXS1-10H-fu	4-45
-	A6-CXS1-01H-fu	4-45
-	A6-CXS1-20H-fu	4-45
-	A6-CXS1-02H-fu	4-45
-	A6-CXS1-11H-fu	4-45
-	A6-CXS1-22H-fu	4-45
-	A6-CXS1-10R-fu-□	4-45
-	A6-CXS1-01R-fu-□	4-45
-	A6-CXS1-20R-fu-□	4-45
-	A6-CXS1-02R-fu-□	4-45
-	A6-CXS1-11R-fu-□	4-45
-	A6-CXS1-22R-fu-□	4-45
-	A6-CXS1-10G-fu-□	4-45
-	A6-CXS1-01G-fu-□	4-45
-	A6-CXS1-20G-fu-□	4-45
-	A6-CXS1-02G-fu-□	4-45
-	A6-CXS1-11G-fu-□	4-45
-	A6-CXS1-22G-fu-□	4-45
-	A6-CXS1-10Y-fu-□	4-45
-	A6-CXS1-01Y-fu-□	4-45
-	A6-CXS1-20Y-fu-□	4-45
-	A6-CXS1-02Y-fu-□	4-45
-	A6-CXS1-11Y-fu-□	4-45
-	A6-CXS1-22Y-fu-□	4-45
-	A6-CXS1-10W-fu-□	4-45
-	A6-CXS1-01W-fu-□	4-45
-	A6-CXS1-20W-fu-□	4-45
-	A6-CXS1-02W-fu-□	4-45
-	A6-CXS1-11W-fu-□	4-45
-	A6-CXS1-22W-fu-□	4-45
-	A6-CXS1-10B-fu-□	4-45
-	A6-CXS1-01B-fu-□	4-45
-	A6-CXS1-20B-fu-□	4-45
-	A6-CXS1-02B-fu-□	4-45
-	A6-CXS1-11B-fu-□	4-45
-	A6-CXS1-22B-fu-□	4-45
-		4-45
-	A6-CXS1-10R-ffu	4-46
-	A6-CXS1-01R-ffu	4-46
-	A6-CXS1-20R-ffu	4-46
-	A6-CXS1-02R-ffu	4-46
-	A6-CXS1-11R-ffu	4-46
-	A6-CXS1-22R-ffu	4-46
-	A6-CXS1-10G-ffu	4-46
-	A6-CXS1-01G-ffu	4-46
-	A6-CXS1-20G-ffu	4-46
-	A6-CXS1-02G-ffu	4-46
-	A6-CXS1-11G-ffu	4-46
-	A6-CXS1-22G-ffu	4-46
-	A6-CXS1-10Y-ffu	4-46
-	A6-CXS1-01Y-ffu	4-46
-	A6-CXS1-20Y-ffu	4-46
-	A6-CXS1-02Y-ffu	4-46
-	A6-CXS1-11Y-ffu	4-46
-	A6-CXS1-22Y-ffu	4-46

Order code	Type code	Page
-	A6-CXS1-10W-ffu	4-46
-	A6-CXS1-01W-ffu	4-46
-	A6-CXS1-20W-ffu	4-46
-	A6-CXS1-02W-ffu	4-46
-	A6-CXS1-11W-ffu	4-46
-	A6-CXS1-22W-ffu	4-46
-	A6-CXS1-10B-ffu	4-46
-	A6-CXS1-01B-ffu	4-46
-	A6-CXS1-20B-ffu	4-46
-	A6-CXS1-02B-ffu	4-46
-	A6-CXS1-11B-ffu	4-46
-	A6-CXS1-22B-ffu	4-46
-	A6-CXS1-10H-ffu	4-46
-	A6-CXS1-01H-ffu	4-46
-	A6-CXS1-20H-ffu	4-46
-	A6-CXS1-02H-ffu	4-46
-	A6-CXS1-11H-ffu	4-46
-	A6-CXS1-22H-ffu	4-46
-	A6-CXS1-10R-ffu-□	4-46
-	A6-CXS1-01R-ffu-□	4-46
-	A6-CXS1-20R-ffu-□	4-46
-	A6-CXS1-02R-ffu-□	4-46
-	A6-CXS1-11R-ffu-□	4-46
-	A6-CXS1-22R-ffu-□	4-46
-	A6-CXS1-10G-ffu-□	4-46
-	A6-CXS1-01G-ffu-□	4-46
-	A6-CXS1-20G-ffu-□	4-46
-	A6-CXS1-02G-ffu-□	4-46
-	A6-CXS1-11G-ffu-□	4-46
-	A6-CXS1-22G-ffu-□	4-46
-	A6-CXS1-10Y-ffu-□	4-46
-	A6-CXS1-01Y-ffu-□	4-46
-	A6-CXS1-20Y-ffu-□	4-46
-	A6-CXS1-02Y-ffu-□	4-46
-	A6-CXS1-11Y-ffu-□	4-46
-	A6-CXS1-22Y-ffu-□	4-46
-	A6-CXS1-10W-ffu-□	4-46
-	A6-CXS1-01W-ffu-□	4-46
-	A6-CXS1-20W-ffu-□	4-46
-	A6-CXS1-02W-ffu-□	4-46
-	A6-CXS1-11W-ffu-□	4-46
-	A6-CXS1-22W-ffu-□	4-46
-	A6-CXS1-10B-ffu-□	4-46
-	A6-CXS1-01B-ffu-□	4-46
-	A6-CXS1-20B-ffu-□	4-46
-	A6-CXS1-02B-ffu-□	4-46
-	A6-CXS1-11B-ffu-□	4-46
-	A6-CXS1-22B-ffu-□	4-46
-		4-46
-	A6-Y1-10-K0	4-47
-	A6-Y1-01-K0	4-47
-	A6-Y1-20-K0	4-47
-	A6-Y1-02-K0	4-47
-	A6-Y1-11-K0	4-47
-	A6-Y1-22-K0	4-47
-	A6-Y1-10-K1	4-47
-	A6-Y1-01-K1	4-47
-	A6-Y1-20-K1	4-47
-	A6-Y1-02-K1	4-47
-	A6-Y1-11-K1	4-47
-	A6-Y1-22-K1	4-47
-	A6-Y1-10-K01	4-47
-	A6-Y1-01-K01	4-47
-	A6-Y1-20-K01	4-47
-	A6-Y1-02-K01	4-47
-	A6-Y1-11-K01	4-47
-	A6-Y1-22-K01	4-47
-	A6-Y1-10-fu-K0	4-47
-	A6-Y1-01-fu-K0	4-47
-	A6-Y1-20-fu-K0	4-47
-	A6-Y1-02-fu-K0	4-47
-	A6-Y1-11-fu-K0	4-47

Index / Order Code

Order code	Type code	Page
-	A6-Y1-22-fu-K0	4-47
-	A6-YS1-10-K1	4-48
-	A6-YS1-01-K1	4-48
-	A6-YS1-20-K1	4-48
-	A6-YS1-02-K1	4-48
-	A6-YS1-11-K1	4-48
-	A6-YS1-22-K1	4-48
-	A6-YS1-10-K0	4-48
-	A6-YS1-01-K0	4-48
-	A6-YS1-20-K0	4-48
-	A6-YS1-02-K0	4-48
-	A6-YS1-11-K0	4-48
-	A6-YS1-22-K0	4-48
-	A6-YS1-10-K2	4-48
-	A6-YS1-01-K2	4-48
-	A6-YS1-20-K2	4-48
-	A6-YS1-02-K2	4-48
-	A6-YS1-11-K2	4-48
-	A6-YS1-22-K2	4-48
-	A6-YS1-10-K12	4-48
-	A6-YS1-01-K12	4-48
-	A6-YS1-20-K12	4-48
-	A6-YS1-02-K12	4-48
-	A6-YS1-11-K12	4-48
-	A6-YS1-22-K12	4-48
-	A6-YS1-10-K102	4-48
-	A6-YS1-01-K102	4-48
-	A6-YS1-20-K102	4-48
-	A6-YS1-02-K102	4-48
-	A6-YS1-11-K102	4-48
-	A6-YS1-22-K102	4-48
-	A6-YS1-10-f-K0	4-48
-	A6-YS1-01-f-K0	4-48
-	A6-YS1-20-f-K0	4-48
-	A6-YS1-02-f-K0	4-48
-	A6-YS1-11-f-K0	4-48
-	A6-YS1-22-f-K0	4-48
-	A6-YS1-10-f-K2	4-48
-	A6-YS1-01-f-K2	4-48
-	A6-YS1-20-f-K2	4-48
-	A6-YS1-02-f-K2	4-48
-	A6-YS1-11-f-K2	4-48
-	A6-YS1-22-f-K2	4-48
-	A6-YS1-10-fu-K1	4-48
-	A6-YS1-01-fu-K1	4-48
-	A6-YS1-20-fu-K1	4-48
-	A6-YS1-02-fu-K1	4-48
-	A6-YS1-11-fu-K1	4-48
-	A6-YS1-22-fu-K1	4-48
-	A6-YS1-10-fu-K0	4-48
-	A6-YS1-01-fu-K0	4-48
-	A6-YS1-20-fu-K0	4-48
-	A6-YS1-02-fu-K0	4-48
-	A6-YS1-11-fu-K0	4-48
-	A6-YS1-22-fu-K0	4-48
-	A6-YS1-10-ffu-K0	4-48
-	A6-YS1-01-ffu-K0	4-48
-	A6-YS1-20-ffu-K0	4-48
-	A6-YS1-02-ffu-K0	4-48
-	A6-YS1-11-ffu-K0	4-48
-	A6-YS1-22-ffu-K0	4-48