linear dimension(Tolerances Standard GB/T 14486-2008)								—	▱	⊥
variable range	to 6	over 6 to 10	over 10 to 30	over 30 to 60	over 60 to 100	over 100 to 160	over 160 to	to 10	over 10 to 100	over 100 to
tolerance	±0.20	±0.30	±0.50	±0.70	±1.00	±1.30	±1.60	0.10	0.30	0.60

REVISION RECORD				
REV.	DESCRIPTION	ECN No.	APPROVED	DATE
A	新发行		CLF	26.08.07

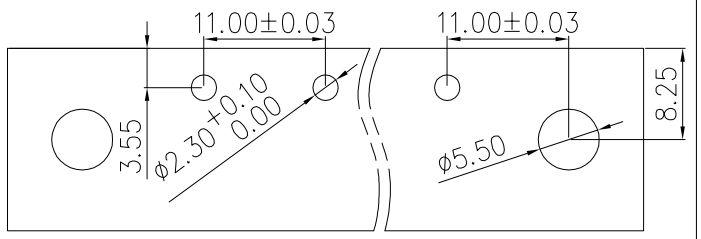

PCB LAYOUT

UL/CUL 技术 参数 UL/CUL Technical Data			
等 级 Use Group	B	C	D
额定电压 Rated Voltage [V]	600	-	-
额定电流 Rated Current [A]	30	-	-
接线范围 Wire Range 单/多芯线 Solid/Stranded [AWG]	18-10		
IEC 技术参数 IEC Technical Data			
额定电压 Rated Voltage [V]	750		
额定电流 Rated Current [A]	32		
耐电压 Withstanding Voltage	AC3000V/1Min		
导线截面积 Conductor cross section 硬质/柔性导线 Solid/ flexible [mm²]	4.0		
材 料 Material			
绝缘材料 Insulation Material	PA66		
阻燃等级 Imflammability	UL94V-0		
导体材料 Contactor Material	铜合金 Copper alloy		
导体表面镀层 Contactive Coating	镀锡 Tin plated		
一般参数 Other Data			
间距 Pitch [mm]	11.0		
极数 Poles [P]	02-24		
剥线长度 Stripping Length [mm]	-		
螺丝 Screw/扭矩 Torque(Max) [N.m]	M4/1.2		
工作温度 Operating temperatur [°C]	-40~+105		
引针尺寸 Pin Dimensions [mm]	6.0		
PCB板孔径 PCB Hole Diameter [mm]	2.3		

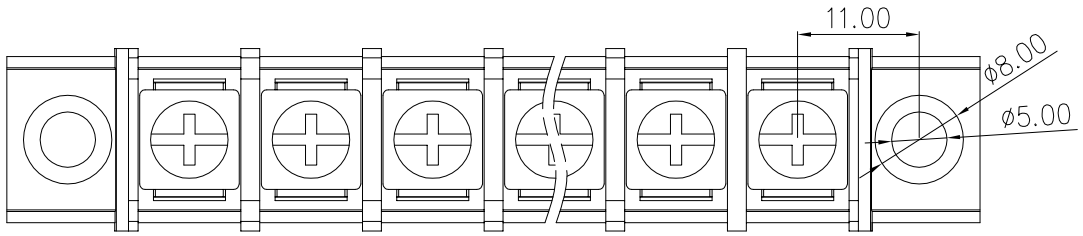

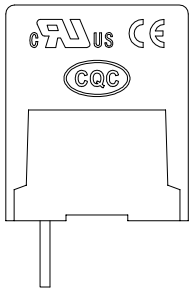

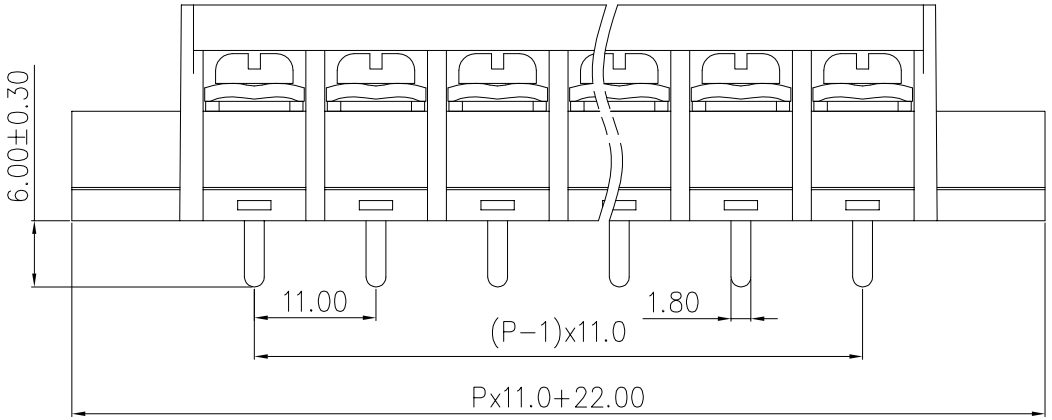

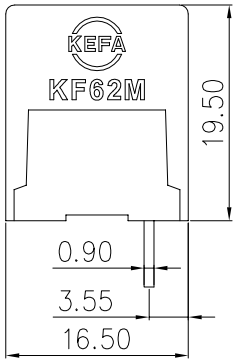

DES.	LSW	DATE	26.08.07	单位 / UNITS	mm	尺寸 / SIZE	A4	比例 / SCALE	1:1	第三视角/THIRD ANGLE PROJECTION	版本 / REV	A
CHK.	SJD	DATE	26.08.07	KEFA® 慈溪市科发电子有限公司 CIXI KEFA ELECTRONIC CO., LTD						名称 / TITLE	KF62SM-11.0	
APP.	CLF	DATE	26.08.07									