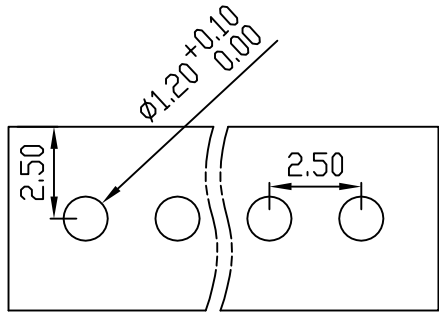
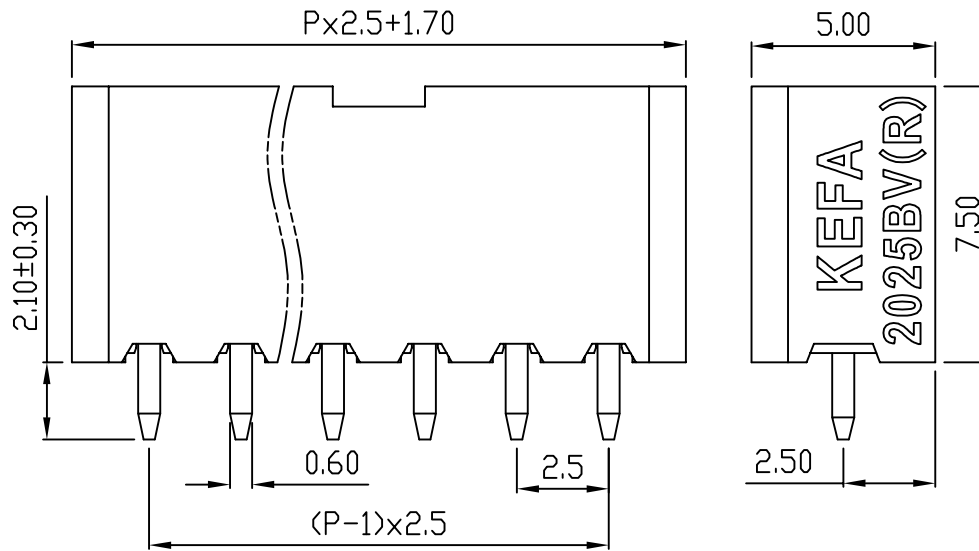

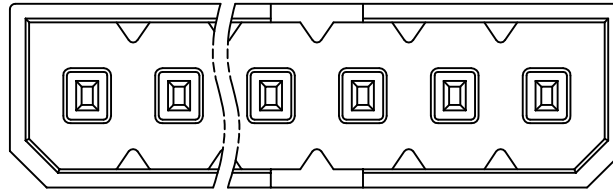


linear dimension(Tolerances Standard GB/T 14486-2008)								—	$\nabla$	$\perp$
variable range	to	over	over	over	over	over	over	to	to	to
	6	6 to 10	10 to 30	30 to 60	60 to 100	100 to 160	160 to			
tolerance	±0.20	±0.30	±0.50	±0.70	±1.00	±1.30	±1.60	0.10	0.30	0.60



PCB Layout



5.00

7.50

0.60

2.5

2.50

$(P-1) \times 2.5$

DES.	SJD	DATE	21.05.27
CHK.	SY	DATE	21.05.27
APP.	CLF	DATE	21.05.27

单位/UNITS mm 尺寸/SIZE A4 比例/SCALE 1:1



慈溪市科发电子有限公司  
CIXI KEFA ELECTRONICS CO., LTD

第三视角/THIRD ANGLE PROJECTION 版本/REV A

名称/TITLE KF2025BV-2.5

REVISION RECORD

REV.	DESCRIPTION	ECN No.	APPROVED	DATE
A	新发行		SJD	21.05.27

UL/CUL 技术参数		UL/CUL Technical Data		
等级	Use Group	B	C	D
额定电压	Rated Voltage [V]	150	-	150
额定电流	Rated Current [A]	5	-	5
接线范围	Wire Range			
单/多芯线	Solid/Stranded [AWG]	-		
耐电压	Withstanding Voltage	1300V/1Min		
IEC 技术参数		IEC Technical Data		
过电压类别	Overvoltage Category	III	III	II
污染等级	Contamination Class	3	2	2
额定电压	Rated Voltage [V]	100	160	320
额定电流	Rated Current [A]	6	6	6
额定冲击电压	Impulse withstand voltagea [KV]	2.5	2.5	2.5
导线截面积	Conductor cross section			
硬质/柔性导线	Solid/flexible [mm <sup>2</sup> ]	-		
材料		Material		
绝缘材料	Insulation Material	PA46		
阻燃等级	Flammability	UL94V-0		
导体材料	Contacting Material	铜合金 Copper alloy		
导体表面镀层	Contactive Coating	镀锡 Tin Plated		
一般参数		Other Data		
间距	Pitch [mm]	2.5		
极数	Poles [P]	2-12		
剥线长度	Stripping Length [mm]	-		
螺丝	Screw/扭矩 Torque(Max) [N.m]	-		
工作温度	Operating temperatur [°C]	-60~+105		
引脚尺寸	Pin Dimensions [mm]	2.10		
PCB板孔径	PCB Hole Diameter [mm]	1.20		