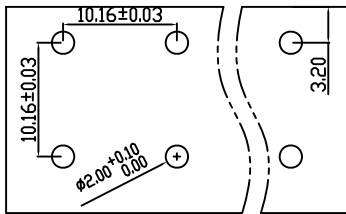


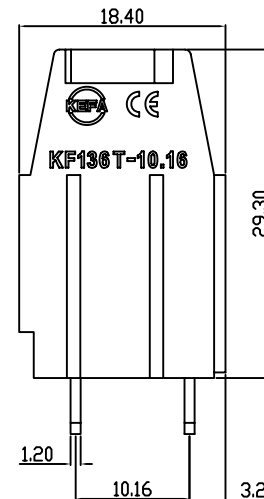
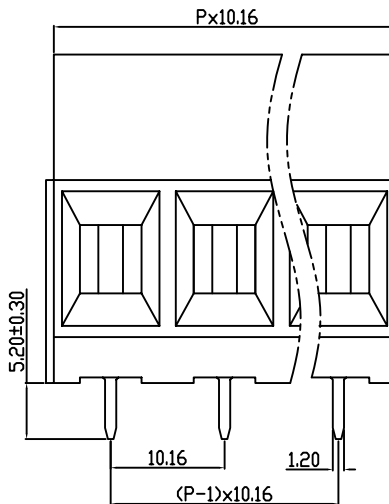
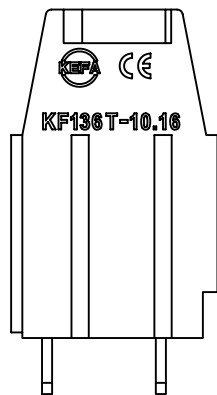
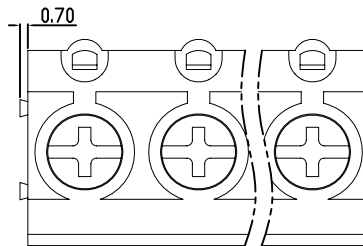
linear dimension(Tolerances Standard GB/T 14486-2008)



| variable range | to 6 | over 6 | over 10 | over 30 | over 60 | over 100 | over 160 | to 10 | over 10 | over 100 |
|----------------|-------|--------|---------|---------|---------|----------|----------|-------|---------|----------|
| | | to 10 | to 30 | to 60 | to 100 | to 160 | to 100 | | to 100 | |
| tolerance | ±0.20 | ±0.30 | ±0.50 | ±0.70 | ±1.00 | ±1.30 | ±1.60 | 0.10 | 0.30 | 0.60 |



PCB LAYOUT



REVISION RECORD

| REV. | DESCRIPTION | ECN No. | APPROVED | DATE |
|------|-------------|---------|----------|------|
| | | | | |
| | | | | |
| | | | | |
| | | | | |

| | | | | | | | |
|--------------------------------------|------------------------------------|-----|------|------|------------------|--|--|
| UL/CUL 技术参数 UL/CUL Technical Data | | | | | | | |
| 等级 | Use Group | B | C | D | | | |
| 额定电压 | Rated Voltage [V] | 300 | 300 | 300 | | | |
| 额定电流 | Rated Current [A] | 65 | 65 | 10 | | | |
| 接线范围 | Wire Range | | | | 26-6 | | |
| 单/多芯线 | Solid/Stranded [AWG] | | | | | | |
| 耐电压 | Withstanding Voltage | | | | 1600V/1Min | | |
| IEC 技术参数 IEC Technical Data | | | | | | | |
| 过电压类别 | Overvoltage Category | III | III | II | | | |
| 污染等级 | Contamination Class | 3 | 2 | 2 | | | |
| 额定电压 | Rated Voltage [V] | 630 | 1000 | 1000 | | | |
| 额定电流 | Rated Current [A] | 57 | 57 | 57 | | | |
| 额定冲击电压 | Impulse withstand voltagea [KV] | 8.0 | 8.0 | 8.0 | | | |
| 导线截面积 | Conductor cross section | | | | 10.0 | | |
| 硬质/柔性导线 | Solid/ flexible [mm ²] | | | | | | |
| 材料 Material | | | | | | | |
| 绝缘材料 | Insulation Material | | | | PA66 | | |
| 阻燃等级 | Imflammability | | | | UL94V-0 | | |
| 导体材料 | Contacting Material | | | | 铜合金 Copper alloy | | |
| 导体表面镀层 | Contactive Coating | | | | 镀锡 Tin Plated | | |
| 一般参数 Other Data | | | | | | | |
| 间距 | Pitch [mm] | | | | 10.16 | | |
| 极数 | Poles [P] | | | | 2-24 | | |
| 剥线长度 | Stripping Length [mm] | | | | 10 | | |
| 螺丝 | Screw/扭矩 Torque(Max) [N.m] | | | | M4.0/1.2 | | |
| 工作温度 | Operating temperatur [°C] | | | | -40~105 | | |
| 引针尺寸 | Pin Dimensions [mm] | | | | 5.2 | | |
| PCB板孔径 | PCB Hole Diameter [mm] | | | | 2.0 | | |

| | | | | | | | | | | |
|------|------|--|----|-----------|----|------------|-----|-----------------------------|-----------------------------------|---|
| DES. | DATE | 单位 / UNITS | mm | 尺寸 / SIZE | A4 | 比例 / SCALE | 1:1 | 第三视角/THIRD ANGLE PROJECTION | 版本 / REV | A |
| CHK. | DATE | 慈溪市科发电子有限公司 CIXI KEFA ELECTRONIC CO., LTD | | | | | | | 名称 / TITLE KF136T-10.16 | |
| APP. | DATE | | | | | | | | | |