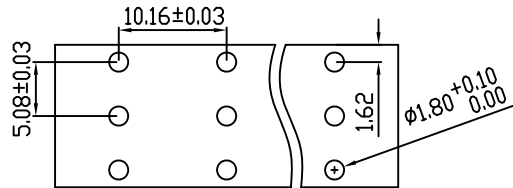


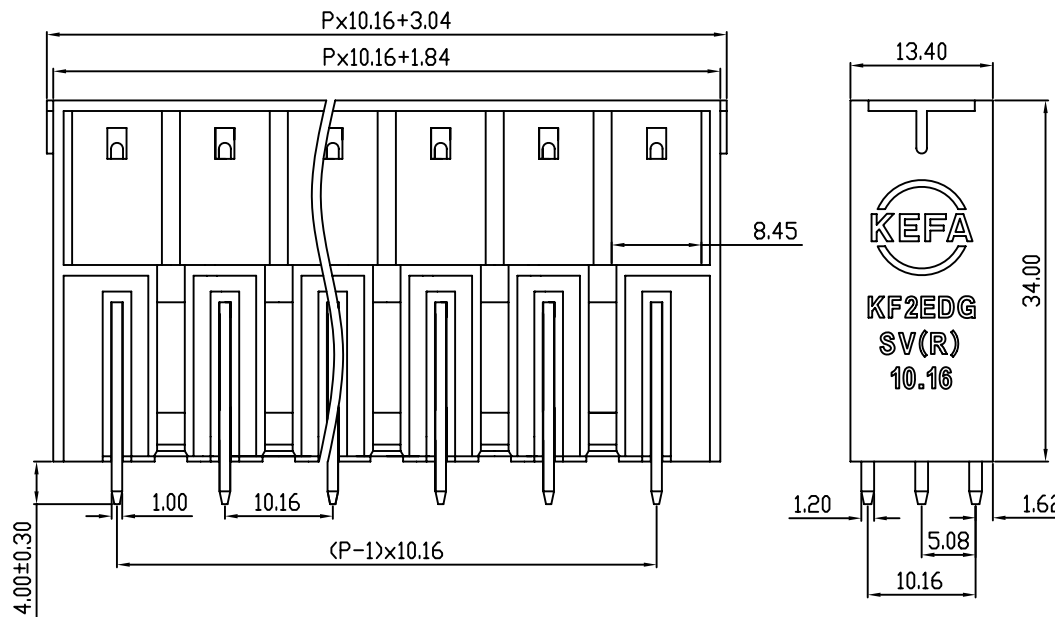

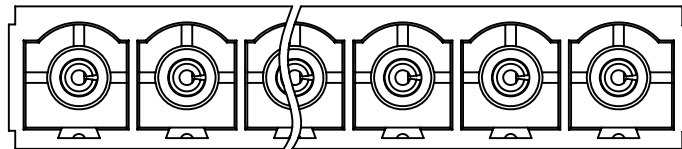
linear dimension(Tolerances Standard GB/T 14486-2008)



| variable range | to    | over 6 to 10 | over 10 to 30 | over 30 to 60 | over 60 to 100 | over 100 to 160 | over 160 to | to   | over 10 to 100 | over 100 to |
|----------------|-------|--------------|---------------|---------------|----------------|-----------------|-------------|------|----------------|-------------|
|                | 6     | 10           | 30            | 60            | 100            | 160             |             | 10   | 100            |             |
| tolerance      | ±0.20 | ±0.30        | ±0.50         | ±0.70         | ±1.00          | ±1.30           | ±1.60       | 0.10 | 0.30           | 0.60        |



PCB LAYOUT



REVISION RECORD

| REV. | DESCRIPTION | ECN No. | APPROVED | DATE     |
|------|-------------|---------|----------|----------|
| A    | 新发行         |         | CLF      | 21.03.15 |
|      |             |         |          |          |
|      |             |         |          |          |

| UL/CUL 技术参数<br>UL/CUL Technical Data |                                   |                  |           |
|--------------------------------------|-----------------------------------|------------------|-----------|
| 等级                                   | Use Group                         | B                | C D       |
| 额定电压                                 | Rated Voltage [V]                 | 600              | 600 600   |
| 额定电流                                 | Rated Current [A]                 | 65               | 65 5      |
| 接线范围                                 | Wire Range                        | -                |           |
| 单/多芯线                                | Solid/Stranded [AWG]              | -                |           |
| 耐电压                                  | Withstanding Voltage              | 3500V/1Min       |           |
| IEC 技术参数<br>IEC Technical Data       |                                   |                  |           |
| 过电压类别                                | Overtoltage Category              | III              | III II    |
| 污染等级                                 | Contamination Class               | -                | 2 2       |
| 额定电压                                 | Rated Voltage [V]                 | -                | 1000 1000 |
| 额定电流                                 | Rated Current [A]                 | -                | 57 57     |
| 额定冲击电压                               | Impulse withstand voltagea [KV]   | -                | 8.0 6.0   |
| 导线截面积                                | Conductor cross section           | -                |           |
| 硬质/柔性导线                              | Solid/flexible [mm <sup>2</sup> ] | -                |           |
| 材料 Material                          |                                   |                  |           |
| 绝缘材料                                 | Insulation Material               | PA66             |           |
| 阻燃等级                                 | Imflammability                    | UL94V-0          |           |
| 导体材料                                 | Contactur Material                | 铜合金 Copper alloy |           |
| 导体表面镀层                               | Contactive Coating                | 镀金 Gold plated   |           |
| 一般参数 Other Data                      |                                   |                  |           |
| 间距                                   | Pitch [mm]                        | 10.16            |           |
| 极数                                   | Poles [P]                         | 2-12             |           |
| 剥线长度                                 | Stripping Length [mm]             | -                |           |
| 螺丝                                   | Screw/扭矩 Torque(Max) [N.m]        | -                |           |
| 工作温度                                 | Operating temperatur [°C]         | -40~+105         |           |
| 引针尺寸                                 | Pin Dimensions [mm]               | 4.0              |           |
| PCB板孔径                               | PCB Hole Diameter [mm]            | 1.8              |           |

|      |     |      |          |                                              |                                     |           |    |            |     |                             |          |   |
|------|-----|------|----------|----------------------------------------------|-------------------------------------|-----------|----|------------|-----|-----------------------------|----------|---|
| DES. | LQQ | DATE | 21.03.15 | 单位 / UNITS                                   | mm                                  | 尺寸 / SIZE | A4 | 比例 / SCALE | 1:1 | 第三视角/THIRD ANGLE PROJECTION | 版本 / REV | A |
| CHK. | SY  | DATE | 21.03.15 | 慈溪市科发电子有限公司<br>CIXI KEFA ELECTRONIC CO., LTD | 名称 / TITLE<br><b>KF2EDGSV-10.16</b> |           |    |            |     |                             |          |   |
| APP. | CLF | DATE | 21.03.15 |                                              |                                     |           |    |            |     |                             |          |   |